

Riverside County Fire Department/ CAL FIRE

2012

Yearly Emergency Incident Statistics



Print Date: 1/9/2013

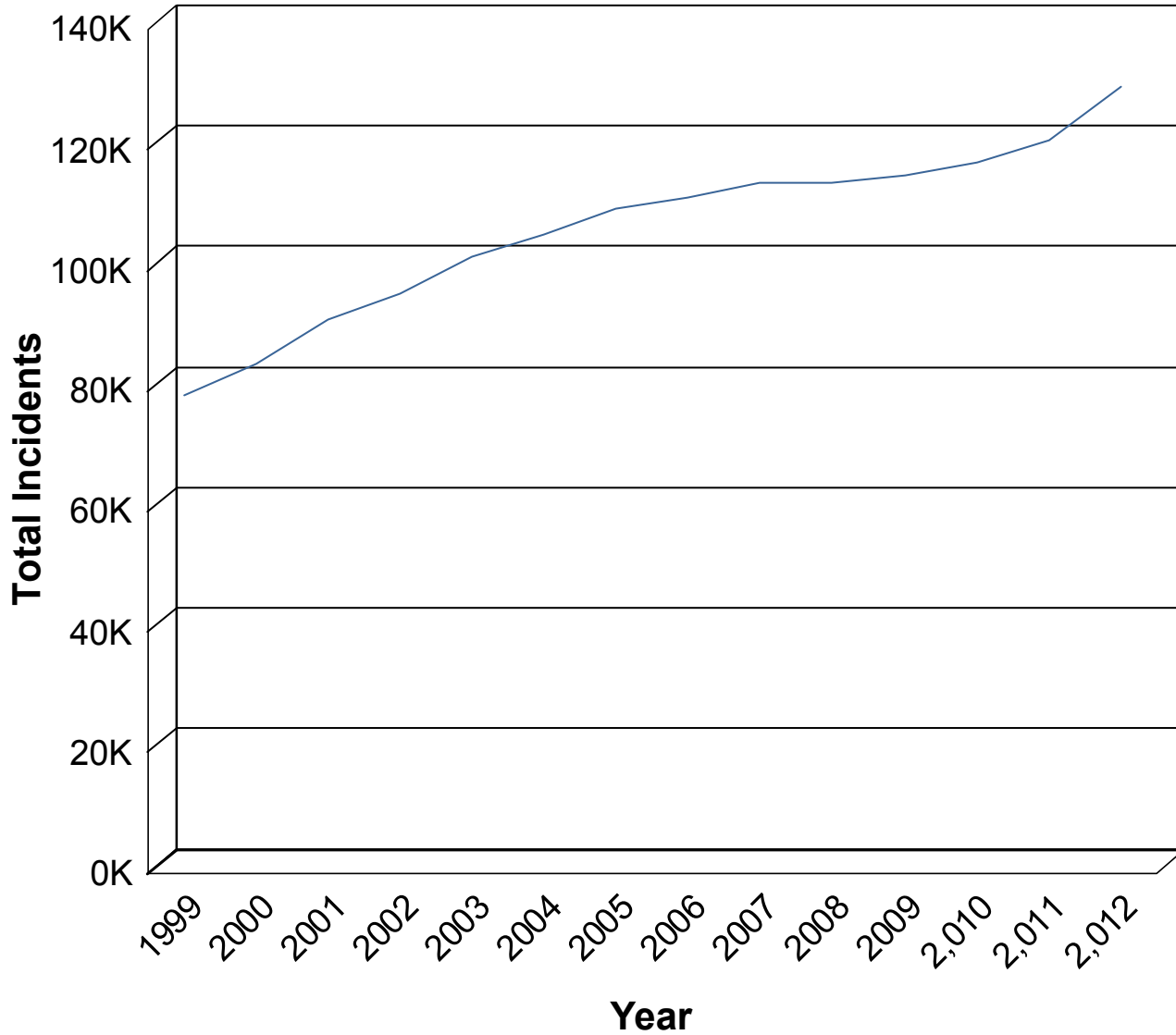
John R. Hawkins

Fire Chief

Report Provided By: Riverside County Fire Department

Riverside County Fire Department/ CAL FIRE 14 Year Activity Total

An average increase of 4.17% per year



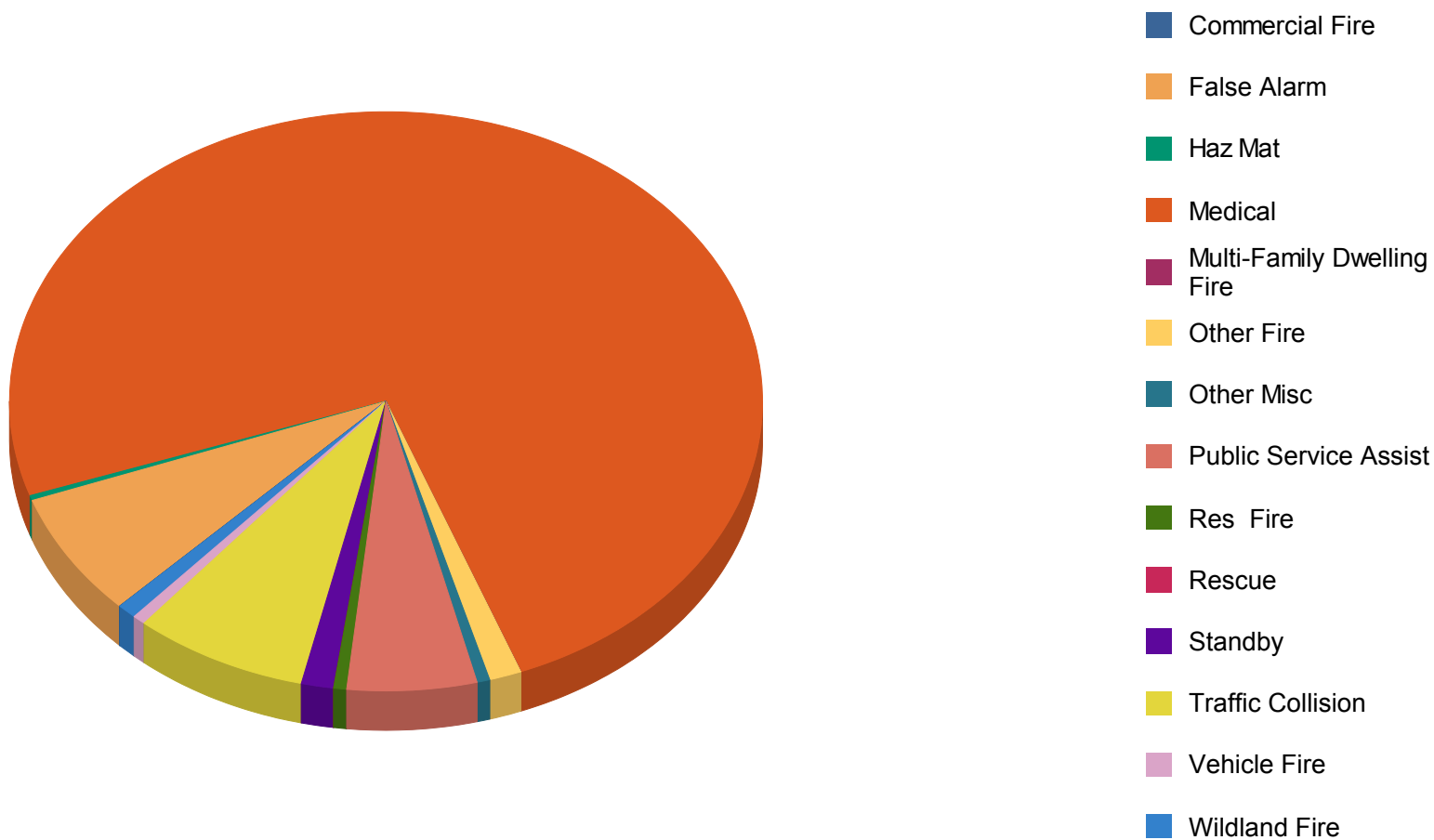
| | Total | | |
|-------------|-----------------|---------------|----------------|
| | Total Incidents | Daily Average | Percent Change |
| 2012 | 130583 | 357 | 7.30% |
| 2011 | 121703 | 333 | 3.26% |
| 2010 | 117859 | 322 | 1.85% |
| 2009 | 115718 | 317 | 0.98% |
| 2008 | 114599 | 314 | 0.06% |
| 2007 | 114535 | 314 | 2.25% |
| 2006 | 112011 | 307 | 1.62% |
| 2005 | 110224 | 302 | 3.94% |
| 2004 | 106050 | 291 | 3.76% |
| 2003 | 102203 | 280 | 6.18% |
| 2002 | 96254 | 264 | 4.64% |
| 2001 | 91990 | 252 | 9.01% |
| 2000 | 84386 | 231 | 6.28% |
| 1999 | 79396 | 218 | 7.29% |

Riverside County Fire Department/ CAL FIRE

2012 Incident Activity

74.32% of all incidents were Medical Emergencies

| Medical | Traffic Collision | Rescue | Commercial Fire | Multi-Family Dwelling Fire | Wildland Fire | Vehicle Fire | Other Fire | False Alarm | Other Misc | Haz Mat | Public Service Assist | Res Fire | Standby | Total |
|---------|-------------------|--------|-----------------|----------------------------|---------------|--------------|------------|-------------|------------|---------|-----------------------|----------|---------|---------|
| 97055 | 9783 | 39 | 115 | 58 | 917 | 771 | 1871 | 9113 | 815 | 325 | 6990 | 657 | 2074 | 130583 |
| 74.32% | 7.49% | 0.03% | 0.09% | 0.04% | 0.70% | 0.59% | 1.43% | 6.98% | 0.62% | 0.25% | 5.35% | 0.50% | 1.59% | 100.00% |



Riverside County Fire Department/ CAL FIRE
2012 Response by Riverside County Fire Department / CAL FIRE

City of Banning

| | Com Fire | False Alarm | Haz Mat | Medical | Multi-Fam Dwelling Fire | Other Fire | Other Misc | Public Service Assist | Res Fire | Rescue | Standby | Traffic Collision | Vehicle Fire | Wildland Fire | Total %Change |
|------|----------|-------------|---------|---------|-------------------------|------------|------------|-----------------------|----------|--------|---------|-------------------|--------------|---------------|---------------|
| 2012 | 5 | 164 | 7 | 3288 | 1 | 55 | 9 | 283 | 14 | 0 | 55 | 192 | 15 | 30 | 4118 4.36% |
| 2011 | 4 | 154 | 4 | 3174 | 2 | 30 | 9 | 270 | 19 | 0 | 49 | 173 | 22 | 36 | 3946 3.16% |
| 2010 | 5 | 179 | 5 | 3024 | 2 | 49 | 2 | 220 | 21 | 0 | 64 | 202 | 26 | 26 | 3825 4.54% |
| 2009 | 2 | 161 | 7 | 2899 | 3 | 41 | 7 | 213 | 17 | 0 | 45 | 224 | 17 | 23 | 3659 0.33% |
| 2008 | 6 | 205 | 11 | 2786 | 1 | 51 | 5 | 195 | 24 | 1 | 66 | 245 | 23 | 28 | 3647 -5.22% |

City of Beaumont

| | Com Fire | False Alarm | Haz Mat | Medical | Multi-Fam Dwelling Fire | Other Fire | Other Misc | Public Service Assist | Res Fire | Standby | Traffic Collision | Vehicle Fire | Wildland Fire | Total %Change |
|------|----------|-------------|---------|---------|-------------------------|------------|------------|-----------------------|----------|---------|-------------------|--------------|---------------|---------------|
| 2012 | 1 | 201 | 7 | 2196 | 4 | 30 | 21 | 159 | 13 | 56 | 227 | 14 | 15 | 2944 17.34% |
| 2011 | 1 | 185 | 0 | 1882 | 0 | 26 | 16 | 129 | 7 | 43 | 187 | 17 | 16 | 2509 -6.73% |
| 2010 | 2 | 183 | 11 | 1944 | 1 | 21 | 11 | 145 | 6 | 50 | 293 | 13 | 10 | 2690 5.99% |
| 2009 | 2 | 203 | 10 | 1810 | 2 | 34 | 9 | 105 | 10 | 47 | 269 | 20 | 17 | 2538 5.27% |
| 2008 | 5 | 185 | 6 | 1701 | 4 | 32 | 11 | 90 | 14 | 47 | 271 | 23 | 22 | 2411 1.38% |

City of Calimesa

| | Com Fire | False Alarm | Haz Mat | Medical | Other Fire | Other Misc | Public Service Assist | Res Fire | Rescue | Standby | Traffic Collision | Vehicle Fire | Wildland Fire | Total %Change |
|------|----------|-------------|---------|---------|------------|------------|-----------------------|----------|--------|---------|-------------------|--------------|---------------|---------------|
| 2012 | 0 | 34 | 1 | 761 | 7 | 2 | 72 | 4 | 2 | 12 | 74 | 9 | 5 | 983 -5.39% |
| 2011 | 0 | 39 | 2 | 809 | 9 | 2 | 72 | 4 | 0 | 14 | 68 | 13 | 7 | 1039 13.30% |
| 2010 | 0 | 30 | 1 | 706 | 12 | 2 | 48 | 3 | 0 | 21 | 78 | 10 | 5 | 916 -8.39% |
| 2009 | 1 | 43 | 1 | 744 | 8 | 4 | 62 | 6 | 2 | 20 | 97 | 4 | 6 | 998 3.30% |
| 2008 | 4 | 32 | 3 | 722 | 5 | 6 | 52 | 6 | 0 | 18 | 94 | 13 | 14 | 969 -6.10% |

City of Canyon Lake

| | Com Fire | False Alarm | Medical | Multi-Fam Dwelling Fire | Other Fire | Other Misc | Public Service Assist | Res Fire | Rescue | Standby | Traffic Collision | Vehicle Fire | Wildland Fire | Total %Change |
|------|----------|-------------|---------|-------------------------|------------|------------|-----------------------|----------|--------|---------|-------------------|--------------|---------------|---------------|
| 2012 | 0 | 40 | 598 | 1 | 12 | 2 | 67 | 8 | 0 | 5 | 42 | 2 | 5 | 782 12.68% |
| 2011 | 0 | 33 | 568 | 0 | 7 | 5 | 44 | 3 | 0 | 11 | 21 | 0 | 2 | 694 1.46% |
| 2010 | 1 | 46 | 525 | 0 | 6 | 5 | 43 | 8 | 1 | 5 | 39 | 2 | 3 | 684 -1.87% |
| 2009 | 2 | 36 | 562 | 0 | 9 | 1 | 40 | 4 | 0 | 10 | 28 | 2 | 3 | 697 -1.41% |
| 2008 | 1 | 19 | 592 | 0 | 8 | 2 | 46 | 6 | 0 | 6 | 24 | 1 | 2 | 707 9.61% |

City of Coachella

| | Com Fire | False Alarm | Haz Mat | Medical | Multi-Fam Dwelling Fire | Other Fire | Other Misc | Public Service Assist | Res Fire | Rescue | Standby | Traffic Collision | Vehicle Fire | Wildland Fire | Total %Change |
|------|----------|-------------|---------|---------|-------------------------|------------|------------|-----------------------|----------|--------|---------|-------------------|--------------|---------------|---------------|
| 2012 | 2 | 147 | 6 | 1608 | 2 | 71 | 5 | 55 | 20 | 0 | 40 | 210 | 41 | 30 | 2237 10.31% |
| 2011 | 4 | 133 | 1 | 1485 | 1 | 58 | 3 | 60 | 15 | 0 | 33 | 186 | 29 | 20 | 2028 -2.31% |
| 2010 | 3 | 118 | 3 | 1523 | 2 | 47 | 5 | 49 | 23 | 0 | 32 | 206 | 44 | 21 | 2076 -1.10% |
| 2009 | 5 | 123 | 4 | 1554 | 2 | 55 | 9 | 44 | 17 | 1 | 29 | 185 | 45 | 26 | 2099 -6.09% |
| 2008 | 10 | 140 | 6 | 1636 | 7 | 49 | 8 | 36 | 20 | 0 | 41 | 227 | 41 | 14 | 2235 3.66% |

Riverside County Fire Department/ CAL FIRE

City of Desert Hot Springs

| | Com Fire | False Alarm | Haz Mat | Medical | Multi-Fam Dwelling Fire | Other Fire | Other Misc | Public Service Assist | Res Fire | Rescue | Standby | Traffic Collision | Vehicle Fire | Wildland Fire | Total %Change |
|------|----------|-------------|---------|---------|-------------------------|------------|------------|-----------------------|----------|--------|---------|-------------------|--------------|---------------|---------------|
| 2012 | 3 | 237 | 6 | 3122 | 5 | 73 | 5 | 157 | 14 | 1 | 62 | 146 | 18 | 23 | 3872 2.98% |
| 2011 | 4 | 226 | 2 | 3093 | 5 | 65 | 7 | 141 | 14 | 0 | 56 | 124 | 15 | 8 | 3760 6.70% |
| 2010 | 3 | 195 | 4 | 2885 | 6 | 63 | 3 | 142 | 22 | 2 | 50 | 121 | 16 | 12 | 3524 12.44% |
| 2009 | 3 | 209 | 6 | 2565 | 7 | 45 | 3 | 100 | 16 | 0 | 31 | 99 | 36 | 14 | 3134 2.18% |
| 2008 | 4 | 210 | 4 | 2346 | 4 | 67 | 7 | 124 | 30 | 0 | 60 | 130 | 47 | 34 | 3067 0.13% |

City of Indian Wells

| | Com Fire | False Alarm | Haz Mat | Medical | Multi-Fam Dwelling Fire | Other Fire | Other Misc | Public Service Assist | Res Fire | Rescue | Standby | Traffic Collision | Vehicle Fire | Total %Change |
|------|----------|-------------|---------|---------|-------------------------|------------|------------|-----------------------|----------|--------|---------|-------------------|--------------|---------------|
| 2012 | 1 | 146 | 4 | 735 | 1 | 1 | 3 | 115 | 1 | 0 | 14 | 68 | 1 | 1090 22.89% |
| 2011 | 1 | 106 | 0 | 593 | 0 | 2 | 1 | 86 | 3 | 1 | 12 | 81 | 1 | 887 0.11% |
| 2010 | 1 | 118 | 0 | 614 | 0 | 6 | 5 | 73 | 1 | 1 | 12 | 52 | 3 | 886 -2.85% |
| 2009 | 2 | 74 | 1 | 678 | 2 | 4 | 3 | 75 | 6 | 0 | 8 | 58 | 1 | 912 1.67% |
| 2008 | 1 | 127 | 4 | 616 | 1 | 7 | 5 | 55 | 2 | 0 | 9 | 67 | 3 | 897 -11.45% |

City of Indio

| | Com Fire | False Alarm | Haz Mat | Medical | Multi-Fam Dwelling Fire | Other Fire | Other Misc | Public Service Assist | Res Fire | Rescue | Standby | Traffic Collision | Vehicle Fire | Wildland Fire | Total %Change |
|------|----------|-------------|---------|---------|-------------------------|------------|------------|-----------------------|----------|--------|---------|-------------------|--------------|---------------|---------------|
| 2012 | 13 | 519 | 11 | 4671 | 6 | 79 | 29 | 375 | 26 | 2 | 86 | 410 | 56 | 27 | 6310 9.89% |
| 2011 | 12 | 480 | 16 | 4238 | 7 | 80 | 26 | 358 | 26 | 5 | 71 | 358 | 45 | 21 | 5743 2.57% |
| 2010 | 15 | 425 | 10 | 4218 | 15 | 71 | 19 | 243 | 33 | 4 | 102 | 379 | 47 | 18 | 5599 4.69% |
| 2009 | 20 | 452 | 10 | 3990 | 8 | 84 | 25 | 198 | 32 | 1 | 85 | 358 | 59 | 26 | 5348 -2.60% |
| 2008 | 10 | 541 | 15 | 3950 | 12 | 93 | 25 | 218 | 42 | 1 | 103 | 395 | 66 | 20 | 5491 6.70% |

City of La Quinta

| | Com Fire | False Alarm | Haz Mat | Medical | Multi-Fam Dwelling Fire | Other Fire | Other Misc | Public Service Assist | Res Fire | Rescue | Standby | Traffic Collision | Vehicle Fire | Wildland Fire | Total %Change |
|------|----------|-------------|---------|---------|-------------------------|------------|------------|-----------------------|----------|--------|---------|-------------------|--------------|---------------|---------------|
| 2012 | 1 | 295 | 10 | 2335 | 0 | 9 | 7 | 181 | 20 | 1 | 45 | 170 | 13 | 3 | 3090 -0.16% |
| 2011 | 2 | 290 | 8 | 2282 | 5 | 32 | 7 | 184 | 22 | 0 | 49 | 190 | 20 | 4 | 3095 10.30% |
| 2010 | 1 | 321 | 7 | 2040 | 1 | 36 | 8 | 142 | 21 | 0 | 47 | 159 | 14 | 9 | 2806 0.90% |
| 2009 | 4 | 320 | 3 | 2037 | 1 | 31 | 6 | 113 | 17 | 0 | 37 | 186 | 18 | 8 | 2781 -4.73% |
| 2008 | 6 | 378 | 5 | 2012 | 2 | 35 | 5 | 145 | 28 | 1 | 55 | 224 | 21 | 2 | 2919 1.18% |

City of Lake Elsinore

| | Com Fire | False Alarm | Haz Mat | Medical | Multi-Fam Dwelling Fire | Other Fire | Other Misc | Public Service Assist | Res Fire | Rescue | Standby | Traffic Collision | Vehicle Fire | Wildland Fire | Total %Change |
|------|----------|-------------|---------|---------|-------------------------|------------|------------|-----------------------|----------|--------|---------|-------------------|--------------|---------------|---------------|
| 2012 | 3 | 327 | 10 | 3442 | 3 | 50 | 28 | 153 | 14 | 1 | 76 | 416 | 18 | 23 | 4564 15.54% |
| 2011 | 7 | 302 | 6 | 2892 | 2 | 55 | 34 | 123 | 19 | 3 | 84 | 376 | 19 | 28 | 3950 -1.42% |
| 2010 | 3 | 290 | 7 | 2891 | 1 | 55 | 39 | 142 | 14 | 6 | 80 | 426 | 30 | 23 | 4007 3.35% |
| 2009 | 4 | 312 | 4 | 2826 | 1 | 46 | 11 | 113 | 19 | 0 | 81 | 405 | 30 | 24 | 3876 2.62% |
| 2008 | 8 | 242 | 7 | 2714 | 8 | 38 | 13 | 125 | 28 | 2 | 82 | 455 | 36 | 20 | 3778 5.92% |

Riverside County Fire Department/ CAL FIRE

City of Menifee

| | Com Fire | False Alarm | Haz Mat | Medical | Multi-Fam Dwelling Fire | Other Fire | Other Misc | Public Service Assist | Res Fire | Rescue | Standby | Traffic Collision | Vehicle Fire | Wildland Fire | Total %Change | |
|------|----------|-------------|---------|---------|-------------------------|------------|------------|-----------------------|----------|--------|---------|-------------------|--------------|---------------|---------------|---------|
| 2012 | 0 | 354 | 15 | 5976 | 4 | 50 | 12 | 835 | 29 | 1 | 75 | 453 | 21 | 31 | 7856 | 3.85% |
| 2011 | 2 | 315 | 5 | 5770 | 1 | 52 | 16 | 784 | 25 | 0 | 69 | 464 | 25 | 37 | 7565 | 6.85% |
| 2010 | 5 | 327 | 10 | 5534 | 1 | 38 | 13 | 511 | 32 | 18 | 85 | 451 | 23 | 32 | 7080 | -1.94% |
| 2009 | 5 | 345 | 9 | 5598 | 0 | 46 | 8 | 556 | 22 | 1 | 72 | 500 | 34 | 24 | 7220 | 341.86% |
| 2008 | 2 | 84 | 3 | 1241 | 0 | 15 | 5 | 123 | 7 | 2 | 20 | 119 | 5 | 8 | 1634 | 0.00% |

City of Moreno Valley

| | Com Fire | False Alarm | Haz Mat | Medical | Multi-Fam Dwelling Fire | Other Fire | Other Misc | Public Service Assist | Res Fire | Rescue | Standby | Traffic Collision | Vehicle Fire | Wildland Fire | Total %Change | |
|------|----------|-------------|---------|---------|-------------------------|------------|------------|-----------------------|----------|--------|---------|-------------------|--------------|---------------|---------------|--------|
| 2012 | 7 | 1033 | 35 | 11841 | 11 | 131 | 24 | 455 | 79 | 4 | 179 | 938 | 61 | 27 | 14825 | 10.31% |
| 2011 | 16 | 1044 | 10 | 10530 | 8 | 125 | 32 | 409 | 75 | 2 | 170 | 884 | 72 | 62 | 13439 | 1.88% |
| 2010 | 15 | 1038 | 23 | 10342 | 17 | 137 | 15 | 367 | 54 | 5 | 146 | 923 | 61 | 48 | 13191 | 3.17% |
| 2009 | 13 | 936 | 30 | 10158 | 7 | 122 | 29 | 313 | 80 | 0 | 157 | 837 | 76 | 28 | 12786 | 4.30% |
| 2008 | 19 | 945 | 41 | 9418 | 8 | 157 | 30 | 343 | 74 | 2 | 152 | 929 | 80 | 61 | 12259 | 1.09% |

City of Palm Desert

| | Com Fire | False Alarm | Haz Mat | Medical | Multi-Fam Dwelling Fire | Other Fire | Other Misc | Public Service Assist | Res Fire | Rescue | Standby | Traffic Collision | Vehicle Fire | Wildland Fire | Total %Change | |
|------|----------|-------------|---------|---------|-------------------------|------------|------------|-----------------------|----------|--------|---------|-------------------|--------------|---------------|---------------|-------|
| 2012 | 14 | 740 | 23 | 5847 | 3 | 46 | 19 | 604 | 18 | 0 | 94 | 353 | 21 | 6 | 7788 | 3.72% |
| 2011 | 15 | 777 | 5 | 5685 | 2 | 40 | 26 | 517 | 19 | 0 | 62 | 339 | 18 | 4 | 7509 | 2.16% |
| 2010 | 8 | 734 | 8 | 5598 | 4 | 33 | 15 | 460 | 22 | 2 | 70 | 367 | 25 | 4 | 7350 | 1.98% |
| 2009 | 15 | 715 | 6 | 5482 | 5 | 46 | 17 | 457 | 22 | 1 | 72 | 342 | 21 | 6 | 7207 | 1.21% |
| 2008 | 15 | 756 | 10 | 5404 | 10 | 57 | 16 | 380 | 19 | 0 | 78 | 355 | 17 | 4 | 7121 | 3.08% |

City of Perris

| | Com Fire | False Alarm | Haz Mat | Medical | Multi-Fam Dwelling Fire | Other Fire | Other Misc | Public Service Assist | Res Fire | Rescue | Standby | Traffic Collision | Vehicle Fire | Wildland Fire | Total %Change | |
|------|----------|-------------|---------|---------|-------------------------|------------|------------|-----------------------|----------|--------|---------|-------------------|--------------|---------------|---------------|--------|
| 2012 | 6 | 346 | 17 | 4088 | 0 | 65 | 129 | 174 | 35 | 1 | 86 | 446 | 35 | 37 | 5465 | 4.25% |
| 2011 | 2 | 351 | 9 | 4000 | 1 | 44 | 128 | 178 | 19 | 2 | 49 | 388 | 24 | 47 | 5242 | 5.39% |
| 2010 | 7 | 311 | 9 | 3822 | 2 | 43 | 81 | 134 | 22 | 14 | 49 | 419 | 38 | 23 | 4974 | -3.66% |
| 2009 | 8 | 337 | 9 | 3933 | 2 | 49 | 100 | 121 | 23 | 1 | 65 | 464 | 32 | 19 | 5163 | -0.31% |
| 2008 | 6 | 345 | 7 | 3879 | 3 | 60 | 94 | 151 | 32 | 2 | 61 | 465 | 38 | 36 | 5179 | 1.37% |

City of Rancho Mirage

| | Com Fire | False Alarm | Haz Mat | Medical | Multi-Fam Dwelling Fire | Other Fire | Other Misc | Public Service Assist | Res Fire | Rescue | Standby | Traffic Collision | Vehicle Fire | Wildland Fire | Total %Change | |
|------|----------|-------------|---------|---------|-------------------------|------------|------------|-----------------------|----------|--------|---------|-------------------|--------------|---------------|---------------|--------|
| 2012 | 6 | 358 | 8 | 3007 | 1 | 16 | 9 | 443 | 10 | 1 | 30 | 118 | 3 | 0 | 4010 | 1.44% |
| 2011 | 4 | 326 | 2 | 3041 | 0 | 9 | 9 | 409 | 9 | 1 | 20 | 111 | 9 | 3 | 3953 | -0.70% |
| 2010 | 4 | 337 | 0 | 3087 | 3 | 9 | 4 | 374 | 4 | 3 | 33 | 110 | 12 | 1 | 3981 | 7.51% |
| 2009 | 5 | 362 | 3 | 2816 | 2 | 12 | 8 | 322 | 13 | 1 | 38 | 111 | 10 | 0 | 3703 | -1.17% |
| 2008 | 9 | 374 | 3 | 2960 | 1 | 11 | 3 | 213 | 14 | 0 | 28 | 122 | 9 | 0 | 3747 | 3.54% |

Riverside County Fire Department/ CAL FIRE

*Riverside County Unincorporated Areas

| | Com Fire | False Alarm | Haz Mat | Medical | Multi-Fam Dwelling Fire | Other Fire | Other Misc | Public Service Assist | Res Fire | Rescue | Standby | Traffic Collision | Vehicle Fire | Wildland Fire | Total %Change |
|------|----------|-------------|---------|---------|-------------------------|------------|------------|-----------------------|----------|--------|---------|-------------------|--------------|---------------|---------------|
| 2012 | 23 | 2802 | 112 | 28863 | 11 | 789 | 247 | 1942 | 269 | 14 | 872 | 3724 | 350 | 414 | 40432 450.00% |
| 2011 | 25 | 2732 | 87 | 28280 | 14 | 792 | 243 | 1745 | 253 | 19 | 819 | 3545 | 342 | 494 | 39390 5.65% |
| 2010 | 28 | 2605 | 99 | 26251 | 9 | 789 | 147 | 1598 | 242 | 43 | 770 | 3905 | 385 | 412 | 37283 0.00% |
| 2009 | 38 | 2814 | 115 | 25974 | 13 | 797 | 171 | 1407 | 291 | 9 | 756 | 3857 | 450 | 395 | 37087 3.57% |
| 2008 | 74 | 3114 | 132 | 31789 | 25 | 1013 | 244 | 1921 | 431 | 9 | 902 | 4589 | 690 | 630 | 45563 0.76% |

City of San Jacinto

| | Com Fire | False Alarm | Haz Mat | Medical | Multi-Fam Dwelling Fire | Other Fire | Other Misc | Public Service Assist | Res Fire | Rescue | Standby | Traffic Collision | Vehicle Fire | Wildland Fire | Total %Change |
|------|----------|-------------|---------|---------|-------------------------|------------|------------|-----------------------|----------|--------|---------|-------------------|--------------|---------------|---------------|
| 2012 | 2 | 251 | 11 | 3885 | 0 | 60 | 10 | 220 | 15 | 0 | 61 | 200 | 16 | 5 | 4736 7.96% |
| 2011 | 4 | 237 | 4 | 3561 | 3 | 49 | 22 | 209 | 20 | 0 | 60 | 203 | 6 | 9 | 4387 2.05% |
| 2010 | 7 | 242 | 6 | 3468 | 2 | 40 | 9 | 186 | 28 | 8 | 39 | 240 | 12 | 12 | 4299 1.44% |
| 2009 | 3 | 247 | 8 | 3402 | 1 | 39 | 6 | 198 | 16 | 0 | 36 | 248 | 18 | 16 | 4238 2.91% |
| 2008 | 5 | 206 | 3 | 3254 | 5 | 55 | 5 | 215 | 18 | 0 | 48 | 268 | 15 | 21 | 4118 2.13% |

City of Temecula

| | Com Fire | False Alarm | Haz Mat | Medical | Multi-Fam Dwelling Fire | Other Fire | Other Misc | Public Service Assist | Res Fire | Rescue | Standby | Traffic Collision | Vehicle Fire | Wildland Fire | Total %Change |
|------|----------|-------------|---------|---------|-------------------------|------------|------------|-----------------------|----------|--------|---------|-------------------|--------------|---------------|---------------|
| 2012 | 10 | 678 | 20 | 4996 | 3 | 52 | 14 | 367 | 19 | 2 | 73 | 777 | 25 | 10 | 7046 6.63% |
| 2011 | 7 | 666 | 5 | 4590 | 5 | 48 | 24 | 317 | 18 | 1 | 85 | 787 | 25 | 30 | 6608 1.60% |
| 2010 | 9 | 665 | 8 | 4535 | 8 | 52 | 16 | 246 | 19 | 7 | 86 | 822 | 25 | 6 | 6504 4.60% |
| 2009 | 15 | 616 | 21 | 4355 | 4 | 49 | 8 | 225 | 21 | 1 | 89 | 775 | 24 | 15 | 6218 6.16% |
| 2008 | 14 | 650 | 18 | 4015 | 4 | 49 | 12 | 233 | 19 | 0 | 81 | 711 | 36 | 15 | 5857 -1.25% |

Wildomar

| | Com Fire | False Alarm | Haz Mat | Medical | Multi-Fam Dwelling Fire | Other Fire | Other Misc | Public Service Assist | Res Fire | Rescue | Standby | Traffic Collision | Vehicle Fire | Wildland Fire | Total %Change |
|------|----------|-------------|---------|---------|-------------------------|------------|------------|-----------------------|----------|--------|---------|-------------------|--------------|---------------|---------------|
| 2012 | 3 | 140 | 13 | 2183 | 1 | 38 | 4 | 108 | 4 | 1 | 49 | 214 | 11 | 13 | 2782 8.88% |
| 2011 | 1 | 168 | 2 | 1943 | 0 | 28 | 5 | 123 | 13 | 0 | 51 | 181 | 16 | 24 | 2555 -4.45% |
| 2010 | 0 | 176 | 1 | 2037 | 1 | 34 | 2 | 135 | 19 | 0 | 44 | 195 | 12 | 18 | 2674 6.11% |
| 2009 | 5 | 185 | 5 | 1915 | 0 | 35 | 2 | 81 | 17 | 0 | 34 | 199 | 17 | 25 | 2520 279.52% |
| 2008 | 0 | 60 | 0 | 516 | 0 | 11 | 1 | 13 | 2 | 0 | 6 | 49 | 3 | 3 | 664 0.00% |

Riverside County Fire Department/ CAL FIRE

2012 Response by Community Council

| | Com Fire | False Alarm | Haz Mat | Medical | Multi-Fam Dwelling Fire | Other Fire | Other Misc | Public Service Assist | Res Fire | Rescue | Standby | Traffic Collision | Vehicle Fire | Wildland Fire | Total |
|---------------------------------------------|----------|-------------|---------|---------|-------------------------|------------|------------|-----------------------|----------|--------|---------|-------------------|--------------|---------------|-------|
| Bermuda Dunes Community Council | 0 | 52 | 1 | 433 | 2 | 7 | 2 | 51 | 1 | 0 | 11 | 55 | 2 | 1 | 618 |
| Desert Hot Springs Community Council | 0 | 13 | 1 | 497 | 0 | 5 | 1 | 33 | 3 | 0 | 4 | 0 | 1 | 0 | 558 |
| Desert Palms Community Council | 0 | 45 | 4 | 1,075 | 0 | 3 | 3 | 267 | 2 | 0 | 9 | 22 | 0 | 0 | 1,430 |
| Indio Hills Community Council | 0 | 8 | 0 | 11 | 0 | 8 | 0 | 5 | 0 | 0 | 1 | 1 | 1 | 1 | 36 |
| Mecca Community Council | 2 | 28 | 0 | 432 | 1 | 22 | 10 | 14 | 4 | 0 | 19 | 42 | 3 | 12 | 589 |
| Mesa Verde Community Council | 0 | 3 | 0 | 60 | 0 | 5 | 0 | 1 | 2 | 0 | 1 | 0 | 0 | 1 | 73 |
| North Shore Community Council | 0 | 20 | 2 | 136 | 0 | 13 | 3 | 3 | 0 | 1 | 4 | 18 | 7 | 4 | 211 |
| Oasis Community Council | 0 | 36 | 0 | 238 | 0 | 16 | 0 | 5 | 9 | 0 | 13 | 34 | 8 | 20 | 379 |
| Ripley Community Council | 0 | 2 | 0 | 32 | 0 | 1 | 2 | 3 | 0 | 0 | 0 | 2 | 0 | 1 | 43 |
| Sky Valley Community Council | 0 | 10 | 0 | 185 | 0 | 5 | 0 | 11 | 2 | 0 | 7 | 13 | 1 | 2 | 236 |
| Thermal Community Council | 0 | 17 | 0 | 173 | 0 | 9 | 3 | 5 | 0 | 0 | 3 | 47 | 14 | 11 | 282 |
| Thousand Palms Community Council | 1 | 107 | 5 | 675 | 0 | 19 | 7 | 92 | 7 | 1 | 25 | 129 | 12 | 6 | 1,086 |
| Vista Santa Rosa Community Council | 0 | 20 | 1 | 190 | 0 | 7 | 1 | 3 | 2 | 0 | 7 | 27 | 4 | 6 | 268 |

Riverside County Fire Department/ CAL FIRE

2012 Response by Special District

| | | Com Fire | False Alarm | Haz Mat | Medical | Multi-Fam Dwelling Fire | Other Fire | Other Misc | Public Service Assist | Res Fire | Rescue | Standby | Traffic Collision | Vehicle Fire | Wildland Fire | Total |
|------------------------|------------------------|----------|-------------|---------|---------|-------------------------|------------|------------|-----------------------|----------|--------|---------|-------------------|--------------|---------------|-------|
| Agua Caliente Casino | Agua Caliente Casino | 2 | 1 | 0 | 152 | 0 | 1 | 1 | 2 | 0 | 0 | 1 | 0 | 0 | 0 | 160 |
| | Total | 2 | 1 | 0 | 152 | 0 | 1 | 1 | 2 | 0 | 0 | 1 | 0 | 0 | 0 | 160 |
| Augustine Casino | Augustine Casino | 0 | 0 | 0 | 43 | 0 | 0 | 0 | 0 | 0 | 0 | 2 | 5 | 1 | 2 | 53 |
| | Total | 0 | 0 | 0 | 43 | 0 | 0 | 0 | 0 | 0 | 0 | 2 | 5 | 1 | 2 | 53 |
| Cahuilla Casino | Cahuilla Casino | 0 | 0 | 0 | 11 | 0 | 2 | 0 | 0 | 0 | 0 | 0 | 2 | 0 | 0 | 15 |
| | Total | 0 | 0 | 0 | 11 | 0 | 2 | 0 | 0 | 0 | 0 | 0 | 2 | 0 | 0 | 15 |
| Fantasy Springs Casino | Fantasy Springs Casino | 0 | 0 | 0 | 123 | 0 | 0 | 0 | 2 | 0 | 0 | 0 | 5 | 0 | 0 | 130 |
| | Total | 0 | 0 | 0 | 123 | 0 | 0 | 0 | 2 | 0 | 0 | 0 | 5 | 0 | 0 | 130 |
| Idyllwild FPD Zone I | Idyllwild FPD Zone I | 0 | 44 | 0 | 327 | 0 | 1 | 2 | 11 | 2 | 2 | 15 | 28 | 0 | 1 | 433 |
| | Total | 0 | 44 | 0 | 327 | 0 | 1 | 2 | 11 | 2 | 2 | 15 | 28 | 0 | 1 | 433 |
| Idyllwild FPD Zone II | Idyllwild FPD Zone II | 0 | 9 | 0 | 63 | 0 | 2 | 0 | 7 | 0 | 1 | 7 | 11 | 0 | 0 | 100 |
| | Total | 0 | 9 | 0 | 63 | 0 | 2 | 0 | 7 | 0 | 1 | 7 | 11 | 0 | 0 | 100 |
| Idyllwild FPD Zone III | Idyllwild FPD Zone III | 0 | 5 | 0 | 15 | 1 | 2 | 2 | 0 | 0 | 0 | 5 | 10 | 0 | 2 | 42 |
| | Total | 0 | 5 | 0 | 15 | 1 | 2 | 2 | 0 | 0 | 0 | 5 | 10 | 0 | 2 | 42 |
| Morongo | Casino Morongo | 4 | 13 | 0 | 296 | 0 | 23 | 1 | 8 | 0 | 1 | 3 | 4 | 2 | 0 | 355 |
| | Total | 4 | 13 | 0 | 296 | 0 | 23 | 1 | 8 | 0 | 1 | 3 | 4 | 2 | 0 | 355 |
| Pechanga | Pechanga Casino | 1 | 12 | 0 | 483 | 0 | 2 | 2 | 13 | 0 | 0 | 2 | 6 | 2 | 0 | 523 |
| | Total | 1 | 12 | 0 | 483 | 0 | 2 | 2 | 13 | 0 | 0 | 2 | 6 | 2 | 0 | 523 |
| Rubidoux CSD | Rubidoux CSD | 2 | 158 | 3 | 1947 | 1 | 50 | 9 | 122 | 14 | 0 | 46 | 137 | 21 | 15 | 2525 |
| | Total | 2 | 158 | 3 | 1947 | 1 | 50 | 9 | 122 | 14 | 0 | 46 | 137 | 21 | 15 | 2525 |
| Soboba Casino | Soboba Casino | 1 | 0 | 0 | 160 | 0 | 0 | 1 | 1 | 0 | 0 | 0 | 2 | 1 | 0 | 166 |
| | Total | 1 | 0 | 0 | 160 | 0 | 0 | 1 | 1 | 0 | 0 | 0 | 2 | 1 | 0 | 166 |
| Spotlight 29 Casino | Spotlight 29 Casino | 0 | 0 | 0 | 77 | 0 | 0 | 0 | 2 | 0 | 0 | 0 | 0 | 1 | 0 | 80 |
| | Total | 0 | 0 | 0 | 77 | 0 | 0 | 0 | 2 | 0 | 0 | 0 | 0 | 1 | 0 | 80 |
| Temescal Canyon | Temescal Canyon | 1 | 129 | 2 | 1409 | 0 | 58 | 54 | 118 | 14 | 1 | 46 | 145 | 18 | 12 | 2007 |
| | Total | 1 | 129 | 2 | 1409 | 0 | 58 | 54 | 118 | 14 | 1 | 46 | 145 | 18 | 12 | 2007 |
| Torres-Martinez | Torres-Martinez | 0 | 12 | 0 | 211 | 0 | 8 | 1 | 6 | 6 | 0 | 4 | 19 | 6 | 17 | 290 |

Riverside County Fire Department/ CAL FIRE

| | | Com Fire | False Alarm | Haz Mat | Medical | Multi-Fam Dwelling Fire | Other Fire | Other Misc | Public Service Assist | Res Fire | Rescue | Standby | Traffic Collision | Vehicle Fire | Wildland Fire | Total |
|-----------------|-------|----------|-------------|---------|---------|-------------------------|------------|------------|-----------------------|----------|--------|---------|-------------------|--------------|---------------|-------|
| Torres-Martinez | Total | 0 | 12 | 0 | 211 | 0 | 8 | 1 | 6 | 6 | 0 | 4 | 19 | 6 | 17 | 290 |
| Total | | 11 | 383 | 5 | 5317 | 2 | 149 | 73 | 292 | 36 | 5 | 131 | 374 | 52 | 49 | 6879 |

Riverside County Fire Department/ CAL FIRE 2012 Dispatch Contracts

Idyllwild Fire protection District

| | Com Fire | False Alarm | Haz Mat | Medical | Other Fire | Other Misc | Public Service Assist | Res Fire | Rescue | Standby | Traffic Collision | Vehicle Fire | Wildland Fire | Total % Change | |
|------|----------|-------------|---------|---------|------------|------------|-----------------------|----------|--------|---------|-------------------|--------------|---------------|----------------|---------|
| 2012 | 0 | 44 | 0 | 333 | 1 | 2 | 11 | 2 | 2 | 15 | 29 | 0 | 1 | 440 | 12.53% |
| 2011 | 0 | 45 | 1 | 293 | 4 | 2 | 12 | 4 | 0 | 13 | 16 | 1 | 0 | 391 | 5.65% |
| 2010 | 0 | 44 | 0 | 271 | 9 | 7 | 6 | 8 | 1 | 16 | 17 | 2 | 0 | 381 | 16.87% |
| 2009 | 0 | 47 | 0 | 238 | 0 | 3 | 5 | 9 | 0 | 11 | 11 | 2 | 0 | 326 | -16.20% |
| 2008 | 3 | 43 | 0 | 279 | 8 | 3 | 10 | 7 | 0 | 13 | 21 | 1 | 1 | 389 | 7.46% |

Morongo Band of Mission Indians

| | Com Fire | False Alarm | Haz Mat | Medical | Other Fire | Other Misc | Public Service Assist | Res Fire | Rescue | Standby | Traffic Collision | Vehicle Fire | Wildland Fire | Total % Change | |
|------|----------|-------------|---------|---------|------------|------------|-----------------------|----------|--------|---------|-------------------|--------------|---------------|----------------|---------|
| 2012 | 5 | 32 | 0 | 423 | 26 | 1 | 10 | 0 | 1 | 12 | 13 | 2 | 3 | 528 | 16.30% |
| 2011 | 2 | 18 | 0 | 401 | 3 | 0 | 8 | 0 | 0 | 0 | 11 | 2 | 9 | 454 | 4.13% |
| 2010 | 1 | 17 | 0 | 379 | 2 | 2 | 10 | 2 | 0 | 7 | 4 | 3 | 9 | 436 | 0.93% |
| 2009 | 1 | 18 | 1 | 379 | 1 | 1 | 7 | 1 | 0 | 9 | 9 | 4 | 1 | 432 | 4.85% |
| 2008 | 0 | 22 | 0 | 332 | 6 | 2 | 11 | 0 | 0 | 3 | 27 | 5 | 4 | 412 | -22.99% |

Pechanga Band of Luiseno Mission Indians

| | Com Fire | False Alarm | Haz Mat | Medical | Other Fire | Other Misc | Public Service Assist | Res Fire | Standby | Traffic Collision | Vehicle Fire | Wildland Fire | Total % Change | |
|------|----------|-------------|---------|---------|------------|------------|-----------------------|----------|---------|-------------------|--------------|---------------|----------------|--------|
| 2012 | 1 | 23 | 0 | 591 | 4 | 5 | 20 | 2 | 6 | 27 | 3 | 0 | 682 | 10.89% |
| 2011 | 2 | 23 | 1 | 520 | 4 | 5 | 21 | 0 | 11 | 24 | 3 | 1 | 615 | 30.30% |
| 2010 | 4 | 16 | 0 | 411 | 3 | 0 | 14 | 0 | 8 | 15 | 0 | 1 | 472 | -8.53% |
| 2009 | 4 | 21 | 0 | 457 | 2 | 1 | 16 | 1 | 5 | 8 | 1 | 0 | 516 | 4.88% |
| 2008 | 2 | 39 | 1 | 424 | 6 | 1 | 8 | 1 | 4 | 2 | 2 | 1 | 491 | 3.37% |

Environmental Health

| | Haz Mat | Total | %Change |
|------|---------|-------|---------|
| 2009 | 258 | 258 | -11.34% |
| 2008 | 291 | 291 | -4.90% |

**Riverside County Fire Department/ CAL FIRE
Schedule 'A'**

2012 Breakdown for Morongo Band of Mission Indians

| | | Com Fire | False Alarm | Medical | Other Fire | Other Misc | Public Service Assist | Rescue | Standby | Traffic Collision | Vehicle Fire | Wildland Fire | Total |
|------|----------------------------|----------|-------------|---------|------------|------------|-----------------------|--------|---------|-------------------|--------------|---------------|-------|
| 2012 | | 5 | 32 | 423 | 26 | 1 | 10 | 1 | 12 | 13 | 2 | 3 | 528 |
| | Per CDF and BIA agreement* | | | | | | | | | | | | -33 |
| | Total | | | | | | | | | | | | 495 |

2012 Breakdown for Pechanga Band of Luiseno Mission Indians

| | | Com Fire | False Alarm | Medical | Other Fire | Other Misc | Public Service Assist | Res Fire | Standby | Traffic Collision | Vehicle Fire | Total |
|------|----------------------------|----------|-------------|---------|------------|------------|-----------------------|----------|---------|-------------------|--------------|-------|
| 2012 | | 1 | 23 | 591 | 4 | 5 | 20 | 2 | 6 | 27 | 3 | 682 |
| | Per CDF and BIA agreement* | | | | | | | | | | | -40 |
| | Total | | | | | | | | | | | 642 |

Riverside County Fire Department/ CAL FIRE

2012 Mutual / Auto Aid Response by Jurisdiction

| | Com Fire | False Alarm | Haz Mat | Medical | Other Fire | Other Misc | Public Service Assist | Res Fire | Rescue | Standby | Traffic Collision | Vehicle Fire | Wildland Fire | Total |
|-----------------------------|----------|-------------|---------|---------|------------|------------|-----------------------|----------|--------|---------|-------------------|--------------|---------------|-------|
| BLYTHE | 0 | 3 | 1 | 37 | 8 | 14 | 2 | 0 | 0 | 1 | 4 | 0 | 1 | 71 |
| CATHEDRAL CITY FD | 0 | 1 | 1 | 21 | 7 | 5 | 4 | 0 | 0 | 0 | 20 | 1 | 0 | 60 |
| CORONA | 0 | 6 | 0 | 159 | 35 | 36 | 18 | 1 | 0 | 10 | 41 | 2 | 3 | 311 |
| HEMET CITY FD | 0 | 6 | 0 | 38 | 13 | 30 | 9 | 0 | 0 | 3 | 34 | 1 | 1 | 135 |
| MURRIETA | 0 | 5 | 3 | 182 | 21 | 17 | 7 | 0 | 0 | 6 | 96 | 0 | 2 | 339 |
| NORCO | 2 | 156 | 4 | 1295 | 39 | 10 | 119 | 16 | 2 | 43 | 203 | 20 | 6 | 1915 |
| PALM SPRINGS CITY FD | 0 | 4 | 0 | 8 | 13 | 41 | 2 | 1 | 0 | 1 | 7 | 0 | 4 | 81 |
| RIVERSIDE CITY FD | 0 | 4 | 0 | 18 | 13 | 18 | 4 | 0 | 0 | 2 | 44 | 0 | 2 | 105 |
| Total | 2 | 185 | 9 | 1758 | 149 | 171 | 165 | 18 | 2 | 66 | 449 | 24 | 19 | 3017 |

Riverside County Fire Department/ CAL FIRE

Chief Response

| | Com Fire | False Alarm | Haz Mat | Medical | Multi-Fam Dwelling Fire | Other Fire | Other Misc | Public Service Assist | Res Fire | Rescue | Standby | Traffic Collision | Vehicle Fire | Wildland Fire | Total |
|--------------|----------|-------------|---------|---------|-------------------------|------------|------------|-----------------------|----------|--------|---------|-------------------|--------------|---------------|------------|
| B10 | 5 | 51 | 13 | 13 | 1 | 28 | 0 | 3 | 31 | 0 | 9 | 49 | 5 | 20 | 228 |
| B10A | 2 | 30 | 2 | 14 | 1 | 20 | 0 | 4 | 12 | 0 | 12 | 23 | 4 | 14 | 138 |
| B10B | 4 | 35 | 1 | 31 | 3 | 12 | 2 | 3 | 20 | 0 | 11 | 34 | 4 | 21 | 181 |
| B11 | 2 | 41 | 18 | 18 | 1 | 20 | 7 | 1 | 35 | 1 | 5 | 52 | 2 | 36 | 239 |
| B12A | 15 | 100 | 8 | 28 | 4 | 30 | 2 | 6 | 40 | 2 | 25 | 58 | 8 | 16 | 342 |
| B12B | 21 | 150 | 9 | 49 | 13 | 39 | 4 | 16 | 68 | 1 | 23 | 88 | 11 | 35 | 527 |
| B13 | 11 | 138 | 17 | 25 | 7 | 40 | 3 | 4 | 54 | 2 | 20 | 120 | 13 | 63 | 517 |
| B14 | 21 | 88 | 28 | 49 | 7 | 53 | 1 | 11 | 72 | 5 | 19 | 146 | 13 | 53 | 566 |
| B15A | 6 | 94 | 21 | 14 | 4 | 7 | 1 | 3 | 37 | 1 | 12 | 100 | 3 | 51 | 354 |
| B15B | 6 | 85 | 5 | 12 | 2 | 21 | 4 | 1 | 38 | 0 | 19 | 66 | 2 | 40 | 301 |
| B16A | 12 | 63 | 13 | 25 | 4 | 21 | 5 | 3 | 31 | 2 | 17 | 66 | 7 | 18 | 287 |
| B16B | 14 | 84 | 13 | 18 | 6 | 30 | 4 | 6 | 43 | 5 | 8 | 81 | 15 | 35 | 362 |
| B17 | 2 | 44 | 14 | 10 | 5 | 48 | 8 | 4 | 43 | 1 | 11 | 59 | 6 | 62 | 317 |
| B2 | 10 | 65 | 9 | 21 | 2 | 18 | 0 | 3 | 44 | 4 | 12 | 74 | 2 | 31 | 295 |
| B3 | 8 | 76 | 15 | 16 | 7 | 23 | 3 | 2 | 55 | 1 | 17 | 71 | 10 | 69 | 373 |
| B30 | 0 | 15 | 3 | 15 | 1 | 6 | 0 | 0 | 7 | 0 | 3 | 25 | 1 | 17 | 93 |
| B31 | 3 | 22 | 3 | 9 | 2 | 8 | 2 | 2 | 17 | 2 | 8 | 21 | 2 | 12 | 113 |
| B3109 | 2 | 2 | 0 | 0 | 1 | 2 | 1 | 0 | 0 | 0 | 0 | 2 | 0 | 4 | 14 |
| B3110 | 2 | 17 | 3 | 4 | 0 | 12 | 0 | 0 | 17 | 1 | 3 | 23 | 4 | 24 | 110 |
| B3111 | 5 | 84 | 9 | 30 | 2 | 39 | 5 | 5 | 54 | 6 | 13 | 77 | 8 | 59 | 396 |
| B3112 | 8 | 96 | 10 | 26 | 4 | 20 | 4 | 6 | 56 | 4 | 15 | 90 | 7 | 71 | 417 |
| B3113 | 5 | 80 | 18 | 42 | 7 | 22 | 4 | 5 | 52 | 1 | 18 | 57 | 4 | 66 | 381 |
| B3114 | 3 | 82 | 15 | 18 | 1 | 35 | 6 | 8 | 53 | 0 | 18 | 71 | 4 | 40 | 354 |
| B3115 | 3 | 77 | 19 | 25 | 4 | 42 | 5 | 0 | 40 | 3 | 14 | 86 | 6 | 52 | 376 |
| B3116 | 6 | 26 | 10 | 17 | 1 | 8 | 4 | 4 | 13 | 0 | 5 | 30 | 2 | 37 | 163 |
| B3117 | 6 | 36 | 5 | 8 | 3 | 13 | 6 | 2 | 18 | 0 | 7 | 29 | 3 | 24 | 160 |
| B3118 | 0 | 8 | 2 | 4 | 0 | 1 | 0 | 0 | 11 | 0 | 4 | 13 | 0 | 5 | 48 |
| B3119 | 2 | 29 | 0 | 10 | 1 | 12 | 0 | 0 | 11 | 2 | 5 | 13 | 2 | 14 | 101 |
| B3120 | 7 | 27 | 5 | 20 | 0 | 22 | 3 | 0 | 21 | 1 | 7 | 31 | 4 | 33 | 181 |
| B32 | 1 | 12 | 0 | 1 | 0 | 5 | 0 | 1 | 4 | 0 | 5 | 14 | 0 | 9 | 52 |
| B33 | 1 | 4 | 2 | 0 | 0 | 0 | 2 | 0 | 5 | 2 | 0 | 4 | 0 | 1 | 21 |
| B3311 | 0 | 0 | 0 | 0 | 0 | 0 | 0 | 0 | 0 | 0 | 0 | 0 | 0 | 2 | 2 |
| B3315 | 0 | 0 | 0 | 0 | 0 | 0 | 0 | 0 | 1 | 0 | 0 | 0 | 0 | 1 | 2 |
| B34 | 4 | 32 | 6 | 12 | 4 | 14 | 7 | 3 | 21 | 1 | 11 | 43 | 3 | 16 | 177 |
| B3413 | 0 | 0 | 0 | 0 | 0 | 0 | 0 | 0 | 0 | 0 | 0 | 0 | 0 | 1 | 1 |
| B3414 | 0 | 0 | 0 | 0 | 0 | 0 | 0 | 0 | 0 | 0 | 0 | 0 | 0 | 1 | 1 |
| B3509 | 0 | 0 | 0 | 0 | 0 | 0 | 0 | 0 | 0 | 0 | 0 | 1 | 0 | 1 | 2 |
| B3511 | 0 | 0 | 0 | 0 | 0 | 0 | 0 | 0 | 0 | 0 | 0 | 0 | 0 | 2 | 2 |
| B37 | 3 | 23 | 14 | 5 | 1 | 8 | 1 | 1 | 25 | 0 | 4 | 23 | 2 | 13 | 123 |
| B38 | 2 | 4 | 0 | 0 | 0 | 0 | 0 | 0 | 0 | 0 | 0 | 1 | 0 | 0 | 7 |
| B39 | 2 | 8 | 0 | 0 | 0 | 4 | 3 | 0 | 1 | 1 | 1 | 8 | 1 | 5 | 34 |

Riverside County Fire Department/ CAL FIRE

| | Com Fire | False Alarm | Haz Mat | Medical | Multi-Fam Dwelling Fire | Other Fire | Other Misc | Public Service Assist | Res Fire | Rescue | Standby | Traffic Collision | Vehicle Fire | Wildland Fire | Total |
|--------------|------------|-------------|------------|------------|-------------------------|------------|------------|-----------------------|-------------|-----------|------------|-------------------|--------------|---------------|--------------|
| B4 | 5 | 29 | 3 | 14 | 1 | 23 | 4 | 3 | 23 | 1 | 12 | 59 | 3 | 22 | 202 |
| B40 | 0 | 10 | 2 | 0 | 0 | 5 | 3 | 1 | 10 | 0 | 1 | 18 | 1 | 14 | 65 |
| B4113 | 0 | 0 | 0 | 0 | 0 | 0 | 0 | 0 | 0 | 0 | 0 | 0 | 0 | 1 | 1 |
| B5 | 2 | 74 | 10 | 19 | 3 | 28 | 3 | 4 | 35 | 2 | 13 | 57 | 5 | 50 | 305 |
| B6 | 12 | 65 | 5 | 16 | 7 | 31 | 5 | 1 | 44 | 3 | 5 | 52 | 13 | 37 | 296 |
| B7 | 6 | 41 | 3 | 6 | 1 | 12 | 2 | 2 | 15 | 0 | 3 | 24 | 2 | 15 | 132 |
| B7303 | 0 | 0 | 1 | 0 | 0 | 0 | 0 | 0 | 0 | 0 | 0 | 0 | 0 | 0 | 1 |
| B7707 | 0 | 0 | 0 | 0 | 0 | 0 | 0 | 0 | 1 | 0 | 0 | 1 | 0 | 0 | 2 |
| B7A | 7 | 47 | 9 | 12 | 3 | 22 | 0 | 1 | 29 | 1 | 11 | 32 | 7 | 12 | 193 |
| B7B | 5 | 21 | 4 | 7 | 4 | 6 | 2 | 3 | 12 | 0 | 5 | 14 | 4 | 23 | 110 |
| B8 | 2 | 14 | 1 | 8 | 0 | 8 | 2 | 0 | 8 | 1 | 2 | 26 | 0 | 7 | 79 |
| B9A | 8 | 106 | 15 | 28 | 3 | 28 | 7 | 6 | 75 | 2 | 26 | 79 | 7 | 44 | 434 |
| B9B | 15 | 172 | 20 | 86 | 11 | 62 | 10 | 12 | 99 | 7 | 24 | 187 | 31 | 94 | 830 |
| BDCMT77 | 0 | 0 | 0 | 0 | 0 | 10 | 0 | 0 | 0 | 0 | 0 | 0 | 0 | 0 | 10 |
| BDFB53 | 0 | 0 | 0 | 1 | 0 | 1 | 0 | 0 | 0 | 0 | 0 | 0 | 0 | 2 | 4 |
| BDFCRW | 0 | 0 | 0 | 0 | 0 | 0 | 0 | 0 | 0 | 0 | 0 | 0 | 0 | 1 | 1 |
| BDFDC5 | 0 | 0 | 0 | 0 | 0 | 0 | 0 | 0 | 0 | 0 | 0 | 0 | 0 | 3 | 3 |
| BDFE353 | 0 | 3 | 0 | 1 | 0 | 1 | 0 | 1 | 0 | 0 | 1 | 2 | 1 | 4 | 14 |
| BDFP36 | 0 | 1 | 0 | 0 | 0 | 0 | 0 | 0 | 0 | 0 | 0 | 0 | 0 | 0 | 1 |
| BDFP54 | 0 | 0 | 0 | 3 | 0 | 0 | 0 | 1 | 0 | 0 | 0 | 0 | 0 | 4 | 8 |
| BDFP58 | 0 | 0 | 0 | 0 | 0 | 1 | 0 | 0 | 0 | 0 | 0 | 0 | 0 | 0 | 1 |
| BNL1 | 0 | 0 | 0 | 0 | 0 | 0 | 0 | 0 | 0 | 0 | 0 | 0 | 0 | 1 | 1 |
| BNL5 | 0 | 0 | 0 | 0 | 0 | 0 | 0 | 0 | 0 | 0 | 0 | 0 | 0 | 1 | 1 |
| BR24 | 0 | 8 | 0 | 38 | 0 | 0 | 0 | 3 | 1 | 0 | 1 | 6 | 0 | 6 | 63 |
| BR26 | 0 | 0 | 0 | 0 | 0 | 0 | 0 | 0 | 0 | 0 | 0 | 0 | 0 | 1 | 1 |
| BS38 | 2 | 2 | 0 | 0 | 1 | 1 | 0 | 0 | 12 | 0 | 0 | 0 | 1 | 0 | 19 |
| BS92 | 0 | 0 | 0 | 0 | 1 | 0 | 0 | 0 | 5 | 0 | 0 | 0 | 0 | 0 | 6 |
| DC1 | 1 | 1 | 0 | 0 | 2 | 1 | 0 | 1 | 6 | 0 | 0 | 2 | 0 | 4 | 18 |
| DC10 | 4 | 0 | 0 | 8 | 1 | 0 | 0 | 0 | 2 | 0 | 0 | 0 | 0 | 5 | 20 |
| DC11 | 2 | 1 | 1 | 1 | 2 | 0 | 0 | 0 | 2 | 0 | 1 | 0 | 0 | 2 | 12 |
| DC2 | 6 | 0 | 0 | 1 | 3 | 1 | 0 | 0 | 4 | 0 | 0 | 0 | 0 | 1 | 16 |
| DC3104 | 0 | 0 | 0 | 0 | 1 | 1 | 0 | 0 | 1 | 0 | 0 | 1 | 0 | 3 | 7 |
| DC3105 | 0 | 0 | 0 | 2 | 0 | 0 | 0 | 0 | 1 | 0 | 0 | 0 | 0 | 3 | 6 |
| DC3106 | 1 | 0 | 0 | 0 | 0 | 0 | 0 | 0 | 2 | 0 | 0 | 1 | 0 | 6 | 10 |
| DC3107 | 4 | 1 | 1 | 5 | 2 | 2 | 0 | 1 | 1 | 0 | 0 | 3 | 2 | 5 | 27 |
| DC3108 | 0 | 0 | 0 | 4 | 0 | 0 | 2 | 0 | 1 | 0 | 0 | 0 | 0 | 4 | 11 |
| DC3606 | 0 | 0 | 0 | 0 | 0 | 0 | 0 | 0 | 0 | 0 | 0 | 0 | 0 | 3 | 3 |
| DC4 | 1 | 3 | 1 | 1 | 2 | 1 | 1 | 1 | 5 | 0 | 1 | 4 | 0 | 2 | 23 |
| Total | 287 | 2427 | 386 | 850 | 147 | 928 | 138 | 148 | 1444 | 66 | 467 | 2317 | 235 | 1454 | 11294 |

Riverside County Fire Department/ CAL FIRE

Dozer Statistics

| | Wildland Fire | All Others | Total |
|--------------|---------------|------------|------------|
| D12 | 7 | 2 | 9 |
| D3140 | 242 | 109 | 351 |
| D3141 | 64 | 27 | 91 |
| D3142 | 221 | 95 | 316 |
| Total | 534 | 233 | 767 |

Crews Statistics

| | Com Fire | False Alarm | Medical | Other Fire | Other Misc | Public Service Assist | Res Fire | Rescue | Traffic Collision | Vehicle Fire | Wildland Fire | Total |
|--------------|----------|-------------|-----------|------------|------------|-----------------------|----------|----------|-------------------|--------------|---------------|------------|
| BAT1 | 0 | 2 | 0 | 4 | 0 | 0 | 2 | 0 | 0 | 0 | 28 | 36 |
| BAT4 | 0 | 5 | 1 | 3 | 2 | 1 | 2 | 1 | 1 | 0 | 34 | 50 |
| BAT5 | 0 | 1 | 1 | 4 | 1 | 0 | 0 | 0 | 0 | 0 | 24 | 31 |
| BAT6 | 0 | 5 | 1 | 5 | 5 | 0 | 1 | 1 | 1 | 1 | 34 | 54 |
| NOR2 | 0 | 1 | 2 | 4 | 1 | 1 | 0 | 0 | 0 | 1 | 23 | 33 |
| NOR3 | 0 | 1 | 2 | 1 | 2 | 0 | 0 | 0 | 0 | 0 | 27 | 33 |
| NORCC | 0 | 0 | 3 | 4 | 0 | 1 | 0 | 0 | 0 | 0 | 37 | 45 |
| OGN2 | 0 | 4 | 1 | 6 | 3 | 0 | 0 | 0 | 0 | 1 | 31 | 46 |
| OGN4 | 0 | 2 | 0 | 6 | 3 | 0 | 0 | 0 | 1 | 0 | 31 | 43 |
| OGN5 | 0 | 4 | 0 | 3 | 0 | 0 | 0 | 1 | 1 | 0 | 27 | 36 |
| OGN7 | 1 | 2 | 0 | 4 | 4 | 0 | 0 | 1 | 0 | 0 | 33 | 45 |
| OGNCC | 1 | 6 | 1 | 7 | 0 | 0 | 0 | 2 | 0 | 0 | 60 | 77 |
| Total | 2 | 33 | 12 | 51 | 21 | 3 | 5 | 6 | 4 | 3 | 389 | 529 |

Air Attack, Air Tankers, and Helicopter Statistics

| | False Alarm | Medical | Other Fire | Other Misc | Public Service Assist | Rescue | Traffic Collision | Wildland Fire | Total |
|--------------|-------------|-----------|------------|------------|-----------------------|----------|-------------------|---------------|-----------|
| AA310 | 3 | 0 | 0 | 0 | 0 | 0 | 0 | 10 | 13 |
| AT72 | 5 | 0 | 1 | 1 | 0 | 0 | 0 | 11 | 18 |
| AT73 | 4 | 0 | 1 | 1 | 0 | 0 | 0 | 8 | 14 |
| H301 | 7 | 13 | 2 | 3 | 1 | 3 | 2 | 9 | 40 |
| Total | 19 | 13 | 4 | 5 | 1 | 3 | 2 | 38 | 85 |

Breathing Support Statistics

| | Com Fire | False Alarm | Haz Mat | Medical | Multi-Fam Dwelling Fire | Other Fire | Other Misc | Public Service Assist | Res Fire | Rescue | Standby | Traffic Collision | Vehicle Fire | Wildland Fire | Total |
|--------------|-----------|-------------|----------|-----------|-------------------------|------------|------------|-----------------------|------------|----------|----------|-------------------|--------------|---------------|------------|
| BS26 | 1 | 0 | 0 | 0 | 2 | 0 | 0 | 0 | 10 | 0 | 0 | 0 | 0 | 0 | 13 |
| BS31 | 1 | 0 | 0 | 0 | 0 | 0 | 0 | 0 | 1 | 0 | 0 | 0 | 0 | 0 | 2 |
| BS35 | 31 | 74 | 2 | 14 | 17 | 25 | 0 | 5 | 145 | 2 | 2 | 8 | 8 | 12 | 345 |
| BS38 | 2 | 2 | 0 | 0 | 1 | 1 | 0 | 0 | 12 | 0 | 0 | 0 | 1 | 0 | 19 |
| BS45 | 0 | 0 | 0 | 0 | 0 | 0 | 0 | 0 | 1 | 0 | 0 | 0 | 0 | 0 | 1 |
| BS83 | 6 | 4 | 3 | 1 | 2 | 3 | 0 | 0 | 46 | 1 | 1 | 1 | 2 | 1 | 71 |
| BS90 | 2 | 4 | 0 | 1 | 1 | 4 | 1 | 0 | 26 | 0 | 0 | 0 | 0 | 0 | 39 |
| BS92 | 0 | 0 | 0 | 0 | 1 | 0 | 0 | 0 | 5 | 0 | 0 | 0 | 0 | 0 | 6 |
| Total | 43 | 84 | 5 | 16 | 24 | 33 | 1 | 5 | 246 | 3 | 3 | 9 | 11 | 13 | 496 |

Riverside County Fire Department/ CAL FIRE

Truck Statistics

| | Com Fire | False Alarm | Haz Mat | Medical | Multi-Fam Dwelling Fire | Other Fire | Other Misc | Public Service Assist | Res Fire | Rescue | Standby | Traffic Collision | Vehicle Fire | Wildland Fire | Total |
|--------------|-----------|-------------|-----------|-------------|-------------------------|------------|------------|-----------------------|------------|-----------|------------|-------------------|--------------|---------------|-------------|
| T17 | 14 | 307 | 4 | 428 | 2 | 37 | 1 | 40 | 77 | 3 | 34 | 261 | 24 | 7 | 1239 |
| T2 | 5 | 349 | 3 | 874 | 8 | 21 | 4 | 75 | 59 | 4 | 41 | 175 | 7 | 1 | 1626 |
| T33 | 25 | 472 | 9 | 656 | 7 | 16 | 2 | 67 | 38 | 2 | 23 | 117 | 4 | 4 | 1442 |
| T442 | 2 | 0 | 0 | 0 | 0 | 0 | 0 | 0 | 0 | 0 | 0 | 0 | 0 | 0 | 2 |
| T73 | 8 | 381 | 3 | 489 | 4 | 15 | 2 | 74 | 31 | 3 | 15 | 194 | 6 | 1 | 1226 |
| T76 | 5 | 239 | 4 | 561 | 10 | 22 | 2 | 101 | 54 | 4 | 17 | 182 | 7 | 10 | 1218 |
| T86 | 23 | 440 | 3 | 868 | 11 | 50 | 1 | 78 | 65 | 2 | 32 | 144 | 18 | 6 | 1741 |
| T91 | 8 | 389 | 11 | 684 | 8 | 20 | 6 | 56 | 57 | 3 | 28 | 114 | 13 | 5 | 1402 |
| Total | 90 | 2577 | 37 | 4560 | 50 | 181 | 18 | 491 | 381 | 21 | 190 | 1187 | 79 | 34 | 9896 |

**Riverside County Fire Department/ CAL FIRE
2012 Percentage by Division**

| | | |
|--------------------------|-------|--------|
| West Desert | 25418 | 19.47% |
| South West | 24995 | 19.14% |
| Moreno Valley | 15497 | 11.87% |
| North West | 14530 | 11.13% |
| Bautista | 11504 | 8.81% |
| Temecula | 10874 | 8.33% |
| Oak Glen | 10607 | 8.12% |
| Indio | 7026 | 5.38% |
| East Desert | 4174 | 3.20% |
| Northwest | 3680 | 2.82% |
| Special Districts | 2278 | 1.74% |

2012 Percentage by Battalion

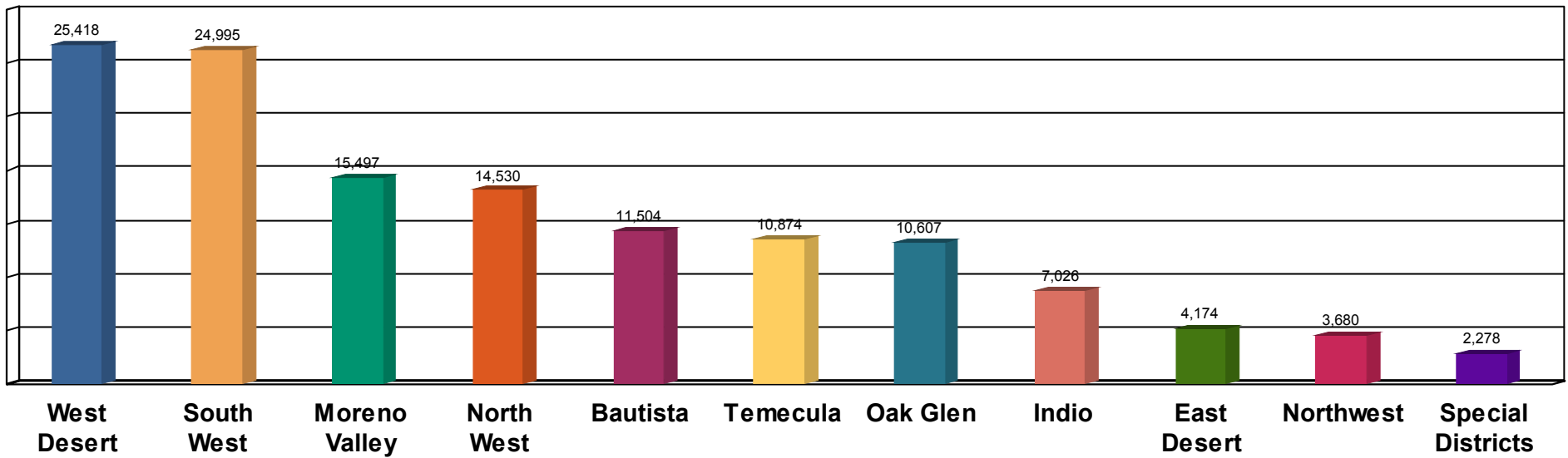
| | | |
|-----------|-------|--------|
| 09 | 15497 | 11.87% |
| 12 | 12019 | 9.20% |
| 15 | 10874 | 8.33% |
| 03 | 10607 | 8.12% |
| 05 | 10078 | 7.72% |
| 13 | 9025 | 6.91% |
| 14 | 8434 | 6.46% |
| 10 | 8320 | 6.37% |
| 01 | 8077 | 6.19% |
| 02 | 7893 | 6.04% |
| 16 | 7026 | 5.38% |
| 04 | 6096 | 4.67% |
| 07 | 5079 | 3.89% |
| 17 | 3680 | 2.82% |
| 06 | 3312 | 2.54% |
| 00 | 2278 | 1.74% |
| 11 | 1426 | 1.09% |
| 08 | 862 | 0.66% |

**2012 Top 10 Primary Response
Areas (PRA)**

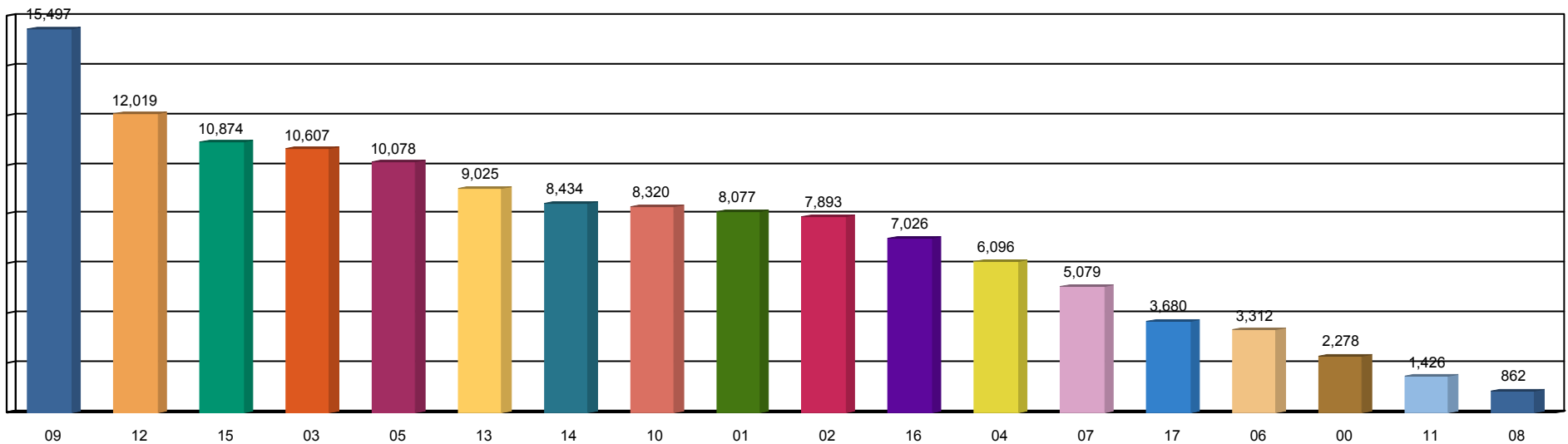
| | | |
|--------------------------------|------|-------|
| 07 - Sun City | 4773 | 3.66% |
| 25 - San Jacinto | 4229 | 3.24% |
| 37 - Desert Hot Springs | 4134 | 3.17% |
| 71 - Palm Desert North | 4132 | 3.16% |
| 06 - Edgemont FS | 3802 | 2.91% |
| 02 - Sunnymead | 3386 | 2.59% |
| 01 - Perris | 3278 | 2.51% |
| 20 - Beaumont | 3146 | 2.41% |
| 86 - Indio # 1 | 3119 | 2.39% |
| 65 - Kennedy Park | 2988 | 2.29% |

Riverside County Fire Department/ CAL FIRE

2012 Calls by Division



2012 Calls by Battalion*



*Battalion 00 are incidents that occurred outside of the 17 Battalions

Riverside County Fire Department/ CAL FIRE

2012 Incidents by Battalion

| | Com Fire | False Alarm | Haz Mat | Medical | Multi-Fam Dwelling Fire | Other Fire | Other Misc | Public Service Assist | Res Fire | Rescue | Standby | Traffic Collision | Vehicle Fire | Wildland Fire | Total |
|--------------------------------|-----------|-------------|-----------|-------------|-------------------------|------------|------------|-----------------------|-----------|----------|------------|-------------------|--------------|---------------|--------------|
| 00 | | | | | | | | | | | | | | | |
| 00 - Out of Jurisdiction Calls | 0 | 0 | 0 | 5 | 0 | 3 | 39 | 0 | 0 | 0 | 0 | 0 | 0 | 145 | 192 |
| 177 - Pechanga # 1 | 0 | 8 | 0 | 67 | 0 | 3 | 2 | 4 | 1 | 0 | 0 | 4 | 0 | 1 | 90 |
| 277 - Pechanga # 2 | 1 | 15 | 0 | 527 | 0 | 3 | 3 | 17 | 1 | 0 | 7 | 34 | 3 | 1 | 612 |
| 278 - Morongo # 1 | 5 | 32 | 0 | 423 | 0 | 26 | 1 | 10 | 0 | 1 | 12 | 13 | 2 | 3 | 528 |
| 621 - Idyllwild FPD | 0 | 44 | 0 | 333 | 0 | 1 | 2 | 11 | 2 | 2 | 15 | 29 | 0 | 1 | 440 |
| Total | 6 | 99 | 0 | 1355 | 0 | 36 | 47 | 42 | 4 | 3 | 34 | 80 | 5 | 151 | 1862 |
| 01 | | | | | | | | | | | | | | | |
| 01 - Perris | 4 | 202 | 10 | 2422 | 0 | 33 | 128 | 118 | 13 | 1 | 49 | 257 | 17 | 24 | 3278 |
| 03 - Nuvview | 0 | 56 | 3 | 452 | 0 | 14 | 4 | 22 | 3 | 0 | 24 | 41 | 9 | 9 | 637 |
| 09 - Goodmeadow | 0 | 31 | 1 | 454 | 0 | 36 | 6 | 19 | 8 | 0 | 26 | 41 | 9 | 15 | 646 |
| 54 - Homeland | 0 | 92 | 6 | 899 | 0 | 25 | 1 | 65 | 11 | 0 | 23 | 73 | 20 | 7 | 1222 |
| 90 - North Perris | 2 | 157 | 5 | 1784 | 0 | 38 | 3 | 63 | 23 | 0 | 32 | 158 | 14 | 15 | 2294 |
| Total | 6 | 538 | 25 | 6011 | 0 | 146 | 142 | 287 | 58 | 1 | 154 | 570 | 69 | 70 | 8077 |
| 02 | | | | | | | | | | | | | | | |
| 10 - Elsinore | 1 | 161 | 3 | 1259 | 2 | 22 | 8 | 65 | 4 | 1 | 42 | 180 | 12 | 9 | 1769 |
| 11 - Lakeland Village | 0 | 59 | 2 | 724 | 0 | 9 | 2 | 24 | 6 | 0 | 32 | 64 | 2 | 8 | 932 |
| 51 - El Cariso | 0 | 5 | 0 | 51 | 0 | 3 | 2 | 3 | 0 | 3 | 4 | 120 | 2 | 1 | 194 |
| 61 - Wildomar | 2 | 103 | 5 | 1390 | 0 | 28 | 7 | 78 | 6 | 1 | 35 | 149 | 6 | 10 | 1820 |
| 62 - Rancho Carrilo | 0 | 0 | 0 | 2 | 0 | 0 | 0 | 0 | 0 | 0 | 0 | 0 | 0 | 0 | 2 |
| 74 - Rancho Capistrano | 0 | 0 | 0 | 12 | 0 | 0 | 0 | 2 | 1 | 0 | 0 | 2 | 0 | 0 | 17 |
| 85 - Mcvicker Park | 3 | 63 | 3 | 1361 | 1 | 21 | 0 | 70 | 8 | 0 | 18 | 100 | 6 | 15 | 1669 |
| 94 - Canyon Hill | 0 | 124 | 4 | 1107 | 1 | 11 | 17 | 57 | 2 | 0 | 20 | 136 | 5 | 6 | 1490 |
| Total | 6 | 515 | 17 | 5906 | 4 | 94 | 36 | 299 | 27 | 5 | 151 | 751 | 33 | 49 | 7893 |
| 03 | | | | | | | | | | | | | | | |
| 20 - Beaumont | 3 | 130 | 4 | 2519 | 0 | 28 | 9 | 259 | 5 | 0 | 39 | 130 | 10 | 10 | 3146 |
| 21 - Calimesa | 6 | 48 | 1 | 1194 | 1 | 30 | 6 | 82 | 23 | 1 | 15 | 108 | 16 | 18 | 1549 |
| 22 - Cherry Valley | 0 | 74 | 3 | 898 | 1 | 11 | 12 | 110 | 4 | 1 | 33 | 46 | 5 | 8 | 1206 |
| 63 - Poppet Flats | 0 | 3 | 0 | 59 | 0 | 1 | 2 | 5 | 1 | 0 | 4 | 13 | 0 | 6 | 94 |
| 66 - Beaumont City | 0 | 125 | 6 | 1203 | 3 | 18 | 12 | 53 | 7 | 1 | 27 | 240 | 10 | 15 | 1720 |
| 89 - Banning | 3 | 98 | 6 | 1600 | 1 | 37 | 7 | 98 | 11 | 0 | 38 | 123 | 7 | 28 | 2057 |
| Total | 12 | 478 | 20 | 7473 | 6 | 125 | 48 | 607 | 51 | 3 | 156 | 660 | 48 | 85 | 9772 |
| 04 | | | | | | | | | | | | | | | |
| 13 - Home Gardens | 1 | 37 | 0 | 472 | 0 | 7 | 13 | 49 | 6 | 1 | 10 | 27 | 4 | 2 | 629 |
| 14 - Corona | 1 | 91 | 1 | 571 | 0 | 52 | 34 | 52 | 6 | 1 | 19 | 122 | 12 | 8 | 970 |
| 15 - El Cerrito | 0 | 56 | 2 | 395 | 0 | 10 | 9 | 29 | 6 | 0 | 24 | 71 | 4 | 0 | 606 |
| 27 - East Vale | 2 | 192 | 13 | 1599 | 0 | 35 | 3 | 104 | 21 | 0 | 50 | 189 | 9 | 9 | 2226 |
| 64 - Sycamore Creek | 0 | 77 | 3 | 621 | 0 | 13 | 3 | 42 | 2 | 0 | 19 | 94 | 14 | 7 | 895 |
| Total | 4 | 453 | 19 | 3658 | 0 | 117 | 62 | 276 | 41 | 2 | 122 | 503 | 43 | 26 | 5326 |
| 05 | | | | | | | | | | | | | | | |
| 25 - San Jacinto | 3 | 209 | 8 | 3485 | 0 | 48 | 12 | 190 | 14 | 0 | 58 | 185 | 12 | 5 | 4229 |
| 26 - Little Lake | 0 | 107 | 6 | 1773 | 1 | 35 | 9 | 88 | 13 | 0 | 41 | 71 | 6 | 6 | 2156 |
| 28 - Sage | 0 | 20 | 2 | 130 | 0 | 5 | 4 | 11 | 5 | 0 | 12 | 31 | 6 | 7 | 233 |
| 34 - Winchester | 0 | 38 | 1 | 308 | 0 | 14 | 4 | 17 | 5 | 0 | 8 | 84 | 3 | 8 | 490 |
| 52 - Cottonwood | 0 | 25 | 2 | 144 | 0 | 5 | 3 | 1 | 2 | 0 | 5 | 41 | 1 | 6 | 235 |
| 72 - Valle Vista | 1 | 58 | 2 | 1442 | 2 | 14 | 13 | 115 | 9 | 0 | 26 | 67 | 4 | 7 | 1760 |
| 78 - San Jacinto # 2 | 0 | 57 | 3 | 665 | 0 | 18 | 23 | 47 | 2 | 2 | 10 | 130 | 9 | 9 | 975 |
| Total | 4 | 514 | 24 | 7947 | 3 | 139 | 68 | 469 | 50 | 2 | 160 | 609 | 41 | 48 | 10078 |
| 06 | | | | | | | | | | | | | | | |
| 39 - Thermal | 0 | 14 | 0 | 144 | 0 | 5 | 2 | 1 | 0 | 0 | 4 | 32 | 8 | 12 | 222 |
| 40 - Mecca | 2 | 31 | 0 | 489 | 1 | 30 | 11 | 16 | 4 | 0 | 20 | 57 | 4 | 15 | 680 |

Riverside County Fire Department/ CAL FIRE

| | Com Fire | False Alarm | Haz Mat | Medical | Multi-Fam Dwelling Fire | Other Fire | Other Misc | Public Service Assist | Res Fire | Rescue | Standby | Traffic Collision | Vehicle Fire | Wildland Fire | Total | |
|--------------|--------------------------|-------------|---------|---------|-------------------------|------------|------------|-----------------------|----------|--------|---------|-------------------|--------------|---------------|-------|-------|
| 06 | 41 - North Shore | 0 | 20 | 2 | 136 | 0 | 14 | 3 | 3 | 0 | 1 | 4 | 19 | 7 | 4 | 213 |
| | 42 - Oasis | 0 | 35 | 0 | 222 | 0 | 12 | 0 | 7 | 9 | 0 | 12 | 28 | 7 | 17 | 349 |
| | 79 - Coachella | 2 | 119 | 5 | 1333 | 2 | 65 | 5 | 42 | 17 | 0 | 34 | 162 | 36 | 26 | 1848 |
| | Total | 4 | 219 | 7 | 2324 | 3 | 126 | 21 | 69 | 30 | 1 | 74 | 298 | 62 | 74 | 3312 |
| 07 | 32 - La Quinta | 0 | 127 | 3 | 1011 | 0 | 6 | 2 | 88 | 12 | 1 | 24 | 45 | 7 | 2 | 1328 |
| | 35 - Thousand Palms | 3 | 123 | 8 | 934 | 0 | 30 | 49 | 112 | 8 | 1 | 31 | 106 | 10 | 4 | 1419 |
| | 70 - La Quinta South | 0 | 78 | 7 | 526 | 0 | 8 | 7 | 32 | 6 | 0 | 9 | 36 | 9 | 6 | 724 |
| | 81 - North Bermuda Dunes | 1 | 121 | 8 | 1701 | 4 | 17 | 6 | 332 | 4 | 0 | 22 | 124 | 8 | 2 | 2350 |
| | 93 - La Quinta North | 1 | 166 | 3 | 1358 | 0 | 5 | 4 | 164 | 4 | 0 | 24 | 142 | 7 | 2 | 1880 |
| | Total | 5 | 615 | 29 | 5530 | 4 | 66 | 68 | 728 | 34 | 2 | 110 | 453 | 41 | 16 | 7701 |
| 08 | 43 - Blythe | 0 | 14 | 0 | 88 | 0 | 23 | 12 | 2 | 0 | 1 | 10 | 11 | 2 | 10 | 173 |
| | 44 - Ripley | 0 | 7 | 0 | 93 | 0 | 13 | 3 | 6 | 3 | 0 | 3 | 15 | 1 | 5 | 149 |
| | 45 - Blythe Air Base | 0 | 11 | 1 | 123 | 0 | 10 | 14 | 16 | 3 | 0 | 2 | 30 | 4 | 2 | 216 |
| | 46 - Riverbend FS | 0 | 3 | 0 | 26 | 0 | 4 | 2 | 0 | 0 | 0 | 1 | 11 | 0 | 1 | 48 |
| | 47 - Norco | 1 | 31 | 2 | 471 | 0 | 16 | 4 | 45 | 6 | 1 | 17 | 63 | 5 | 2 | 664 |
| | 49 - Lake Tamarisk | 0 | 17 | 0 | 112 | 0 | 2 | 3 | 9 | 2 | 1 | 5 | 114 | 10 | 1 | 276 |
| | Total | 1 | 83 | 3 | 913 | 0 | 68 | 38 | 78 | 14 | 3 | 38 | 244 | 22 | 21 | 1526 |
| 09 | 02 - Sunnymead | 1 | 174 | 6 | 2802 | 1 | 26 | 1 | 115 | 25 | 0 | 41 | 184 | 8 | 2 | 3386 |
| | 06 - Edgemont FS | 1 | 261 | 10 | 2892 | 8 | 44 | 12 | 111 | 11 | 0 | 46 | 376 | 20 | 10 | 3802 |
| | 48 - Sunnymead Ranch | 2 | 83 | 2 | 1073 | 0 | 13 | 2 | 39 | 8 | 1 | 13 | 97 | 7 | 4 | 1344 |
| | 58 - Moreno | 0 | 78 | 6 | 714 | 1 | 13 | 4 | 52 | 5 | 2 | 18 | 158 | 10 | 7 | 1068 |
| | 65 - Kennedy Park | 1 | 180 | 6 | 2432 | 0 | 25 | 6 | 73 | 15 | 0 | 46 | 189 | 14 | 1 | 2988 |
| | 91 - College Park | 1 | 300 | 6 | 2037 | 1 | 25 | 5 | 71 | 16 | 2 | 22 | 140 | 11 | 9 | 2646 |
| | Total | 6 | 1076 | 36 | 11950 | 11 | 146 | 30 | 461 | 80 | 5 | 186 | 1144 | 70 | 33 | 15234 |
| 10 | 24 - Cabazon | 0 | 60 | 3 | 524 | 0 | 18 | 3 | 22 | 9 | 0 | 24 | 132 | 15 | 25 | 835 |
| | 36 - North Palm Springs | 1 | 47 | 0 | 283 | 0 | 41 | 6 | 14 | 7 | 0 | 31 | 153 | 21 | 43 | 647 |
| | 37 - Desert Hot Springs | 4 | 246 | 7 | 3351 | 5 | 78 | 7 | 176 | 17 | 1 | 65 | 143 | 17 | 17 | 4134 |
| | 56 - Sky Valley | 0 | 35 | 1 | 756 | 0 | 18 | 1 | 49 | 5 | 0 | 14 | 29 | 4 | 5 | 917 |
| | Total | 5 | 388 | 11 | 4914 | 5 | 155 | 17 | 261 | 38 | 1 | 134 | 457 | 57 | 90 | 6533 |
| 11 | 23 - Pine Cove | 0 | 19 | 0 | 72 | 1 | 4 | 2 | 7 | 0 | 2 | 12 | 17 | 0 | 4 | 140 |
| | 29 - Anza | 0 | 36 | 4 | 587 | 0 | 11 | 4 | 27 | 3 | 0 | 15 | 27 | 1 | 9 | 724 |
| | 30 - Pinyon | 0 | 8 | 0 | 48 | 0 | 2 | 1 | 6 | 1 | 0 | 4 | 60 | 4 | 5 | 139 |
| | 53 - Garner Valley | 0 | 16 | 0 | 78 | 0 | 6 | 45 | 4 | 0 | 0 | 1 | 39 | 1 | 4 | 194 |
| | 77 - Lake Riverside | 0 | 17 | 1 | 158 | 0 | 4 | 2 | 7 | 2 | 0 | 8 | 21 | 3 | 6 | 229 |
| | Total | 0 | 96 | 5 | 943 | 1 | 27 | 54 | 51 | 6 | 2 | 40 | 164 | 9 | 28 | 1426 |
| 12 | 33 - Palm Desert | 6 | 253 | 10 | 1895 | 0 | 19 | 9 | 160 | 5 | 1 | 34 | 144 | 11 | 3 | 2550 |
| | 50 - South Rancho Mirage | 1 | 111 | 2 | 691 | 0 | 4 | 5 | 94 | 4 | 0 | 11 | 29 | 1 | 0 | 953 |
| | 55 - Indian Wells | 3 | 183 | 6 | 1284 | 1 | 7 | 3 | 131 | 5 | 0 | 27 | 113 | 0 | 0 | 1763 |
| | 67 - Mesa View | 1 | 78 | 2 | 584 | 0 | 1 | 2 | 63 | 8 | 0 | 11 | 23 | 2 | 2 | 777 |
| | 69 - Rancho Mirage North | 3 | 309 | 2 | 1217 | 1 | 13 | 5 | 222 | 3 | 0 | 14 | 54 | 1 | 0 | 1844 |
| | 71 - Palm Desert North | 5 | 313 | 7 | 3195 | 1 | 13 | 8 | 396 | 4 | 0 | 27 | 152 | 9 | 2 | 4132 |
| Total | 19 | 1247 | 29 | 8866 | 3 | 57 | 32 | 1066 | 29 | 1 | 124 | 515 | 24 | 7 | 12019 | |
| 13 | 05 - Quail Valley | 0 | 27 | 0 | 476 | 1 | 17 | 1 | 35 | 10 | 0 | 15 | 37 | 1 | 6 | 626 |
| | 07 - Sun City | 0 | 129 | 9 | 3768 | 4 | 13 | 2 | 631 | 12 | 1 | 35 | 158 | 7 | 4 | 4773 |
| | 60 - Canyon Lake | 0 | 32 | 0 | 485 | 0 | 12 | 3 | 51 | 5 | 0 | 11 | 33 | 1 | 10 | 643 |
| | 68 - Menifee | 0 | 59 | 2 | 750 | 0 | 23 | 3 | 53 | 4 | 0 | 22 | 135 | 5 | 11 | 1067 |

Riverside County Fire Department/ CAL FIRE

| | Com Fire | False Alarm | Haz Mat | Medical | Multi-Fam Dwelling Fire | Other Fire | Other Misc | Public Service Assist | Res Fire | Rescue | Standby | Traffic Collision | Vehicle Fire | Wildland Fire | Total | |
|--------------|--------------------------------------|-------------|---------|---------|-------------------------|------------|------------|-----------------------|----------|--------|---------|-------------------|--------------|---------------|-------|--------|
| 13 | 76 - Menifee Lakes | 0 | 143 | 5 | 1389 | 0 | 11 | 6 | 135 | 7 | 0 | 17 | 183 | 6 | 14 | 1916 |
| | Total | 0 | 390 | 16 | 6868 | 5 | 76 | 15 | 905 | 38 | 1 | 100 | 546 | 20 | 45 | 9025 |
| 14 | 16 - Pedley | 4 | 103 | 5 | 1425 | 2 | 71 | 6 | 55 | 17 | 0 | 39 | 148 | 6 | 8 | 1889 |
| | 17 - Glen Avon | 4 | 266 | 4 | 1238 | 0 | 35 | 9 | 86 | 15 | 1 | 39 | 290 | 25 | 13 | 2025 |
| | 18 - West Riverside | 1 | 77 | 5 | 1242 | 0 | 24 | 3 | 54 | 12 | 0 | 32 | 146 | 22 | 15 | 1633 |
| | 19 - Highgrove | 1 | 17 | 1 | 287 | 0 | 9 | 9 | 10 | 0 | 0 | 14 | 38 | 2 | 4 | 392 |
| | 38 - Rubidoux | 2 | 154 | 2 | 1871 | 1 | 49 | 20 | 124 | 13 | 0 | 43 | 144 | 22 | 14 | 2459 |
| | Total | 12 | 617 | 17 | 6063 | 3 | 188 | 47 | 329 | 57 | 1 | 167 | 766 | 77 | 54 | 8398 |
| 15 | 12 - Temecula | 2 | 182 | 3 | 883 | 2 | 17 | 6 | 66 | 2 | 0 | 20 | 308 | 10 | 11 | 1512 |
| | 73 - Rancho California | 8 | 282 | 7 | 1515 | 0 | 23 | 18 | 141 | 4 | 1 | 23 | 334 | 7 | 4 | 2367 |
| | 75 - Bear Creek | 1 | 62 | 9 | 713 | 1 | 11 | 3 | 23 | 2 | 0 | 14 | 74 | 5 | 13 | 931 |
| | 83 - French Valley | 0 | 108 | 7 | 1417 | 0 | 17 | 3 | 84 | 5 | 0 | 19 | 150 | 2 | 5 | 1817 |
| | 84 - Parkview | 0 | 148 | 8 | 1711 | 1 | 16 | 3 | 124 | 7 | 1 | 22 | 141 | 8 | 2 | 2192 |
| | 92 - Wolf Creek | 0 | 147 | 9 | 1218 | 0 | 17 | 3 | 57 | 7 | 0 | 20 | 146 | 4 | 4 | 1632 |
| | 96 - Glen Oaks | 0 | 38 | 3 | 295 | 0 | 4 | 0 | 35 | 3 | 0 | 5 | 37 | 0 | 3 | 423 |
| | Total | 11 | 967 | 46 | 7752 | 4 | 105 | 36 | 530 | 30 | 2 | 123 | 1190 | 36 | 42 | 10874 |
| 16 | 80 - Del Webb (Indio Stn # 4) | 1 | 38 | 3 | 405 | 0 | 5 | 1 | 50 | 0 | 0 | 16 | 68 | 10 | 8 | 605 |
| | 86 - Indio # 1 | 6 | 236 | 3 | 2418 | 2 | 47 | 12 | 148 | 13 | 1 | 34 | 160 | 26 | 13 | 3119 |
| | 87 - Indio # 2 | 5 | 104 | 2 | 870 | 0 | 22 | 4 | 47 | 10 | 1 | 22 | 150 | 28 | 13 | 1278 |
| | 88 - Indio # 3 | 1 | 167 | 5 | 1499 | 4 | 21 | 10 | 129 | 7 | 0 | 31 | 136 | 10 | 4 | 2024 |
| | Total | 13 | 545 | 13 | 5192 | 6 | 95 | 27 | 374 | 30 | 2 | 103 | 514 | 74 | 38 | 7026 |
| 17 | 04 - Cajalco | 0 | 41 | 1 | 394 | 0 | 18 | 2 | 16 | 10 | 1 | 12 | 53 | 4 | 10 | 562 |
| | 08 - Woodcrest | 0 | 47 | 0 | 595 | 0 | 18 | 3 | 19 | 6 | 0 | 16 | 57 | 8 | 3 | 772 |
| | 59 - Mead Valley | 0 | 111 | 5 | 1474 | 0 | 57 | 15 | 73 | 11 | 1 | 48 | 150 | 20 | 18 | 1983 |
| | 82 - Lake Hills | 0 | 22 | 0 | 284 | 0 | 2 | 4 | 18 | 7 | 0 | 8 | 11 | 1 | 6 | 363 |
| | Total | 0 | 221 | 6 | 2747 | 0 | 95 | 24 | 126 | 34 | 2 | 84 | 271 | 33 | 37 | 3680 |
| All | 57 - Corydon | 0 | 37 | 1 | 425 | 0 | 9 | 2 | 28 | 5 | 0 | 14 | 29 | 5 | 3 | 558 |
| Oth | 99 - Morrison Park | 1 | 15 | 1 | 218 | 0 | 1 | 1 | 4 | 1 | 0 | 0 | 19 | 2 | 0 | 263 |
| ers | Total | 1 | 52 | 2 | 643 | 0 | 10 | 3 | 32 | 6 | 0 | 14 | 48 | 7 | 3 | 821 |
| Total | | 115 | 9113 | 325 | 97055 | 58 | 1871 | 815 | 6990 | 657 | 39 | 2074 | 9783 | 771 | 917 | 130583 |

**Riverside County Fire Department/ CAL FIRE
2012 Calls by Stations's Primary Response Area**

| | Com Fire | False Alarm | Haz Mat | Medical | Multi-Fa m Dwelling | Other Fire | Other Misc | Public Service Assist | Res Fire | Rescue | Standby | Traffic Collision | Vehicle Fire | Wildland Fire | Total |
|--------------------------------|----------|-------------|---------|---------|---------------------------|------------|------------|-----------------------|----------|--------|---------|-------------------|--------------|---------------|-------|
| 00 - Out of Jurisdiction Calls | 0 | 0 | 0 | 5 | 0 | 3 | 39 | 0 | 0 | 0 | 0 | 0 | 0 | 145 | 192 |
| 01 - Perris | 4 | 202 | 10 | 2422 | 0 | 33 | 128 | 118 | 13 | 1 | 49 | 257 | 17 | 24 | 3278 |
| 02 - Sunnymead | 1 | 174 | 6 | 2802 | 1 | 26 | 1 | 115 | 25 | 0 | 41 | 184 | 8 | 2 | 3386 |
| 03 - Nuvview | 0 | 56 | 3 | 452 | 0 | 14 | 4 | 22 | 3 | 0 | 24 | 41 | 9 | 9 | 637 |
| 04 - Cajalco | 0 | 41 | 1 | 394 | 0 | 18 | 2 | 16 | 10 | 1 | 12 | 53 | 4 | 10 | 562 |
| 05 - Quail Valley | 0 | 27 | 0 | 476 | 1 | 17 | 1 | 35 | 10 | 0 | 15 | 37 | 1 | 6 | 626 |
| 06 - Edgemont FS | 1 | 261 | 10 | 2892 | 8 | 44 | 12 | 111 | 11 | 0 | 46 | 376 | 20 | 10 | 3802 |
| 07 - Sun City | 0 | 129 | 9 | 3768 | 4 | 13 | 2 | 631 | 12 | 1 | 35 | 158 | 7 | 4 | 4773 |
| 08 - Woodcrest | 0 | 47 | 0 | 595 | 0 | 18 | 3 | 19 | 6 | 0 | 16 | 57 | 8 | 3 | 772 |
| 09 - Goodmeadow | 0 | 31 | 1 | 454 | 0 | 36 | 6 | 19 | 8 | 0 | 26 | 41 | 9 | 15 | 646 |
| 10 - Elsinore | 1 | 161 | 3 | 1259 | 2 | 22 | 8 | 65 | 4 | 1 | 42 | 180 | 12 | 9 | 1769 |
| 11 - Lakeland Village | 0 | 59 | 2 | 724 | 0 | 9 | 2 | 24 | 6 | 0 | 32 | 64 | 2 | 8 | 932 |
| 12 - Temecula | 2 | 182 | 3 | 883 | 2 | 17 | 6 | 66 | 2 | 0 | 20 | 308 | 10 | 11 | 1512 |
| 13 - Home Gardens | 1 | 37 | 0 | 472 | 0 | 7 | 13 | 49 | 6 | 1 | 10 | 27 | 4 | 2 | 629 |
| 14 - Corona | 1 | 91 | 1 | 571 | 0 | 52 | 34 | 52 | 6 | 1 | 19 | 122 | 12 | 8 | 970 |
| 15 - El Cerrito | 0 | 56 | 2 | 395 | 0 | 10 | 9 | 29 | 6 | 0 | 24 | 71 | 4 | 0 | 606 |
| 16 - Pedley | 4 | 103 | 5 | 1425 | 2 | 71 | 6 | 55 | 17 | 0 | 39 | 148 | 6 | 8 | 1889 |
| 17 - Glen Avon | 4 | 266 | 4 | 1238 | 0 | 35 | 9 | 86 | 15 | 1 | 39 | 290 | 25 | 13 | 2025 |
| 18 - West Riverside | 1 | 77 | 5 | 1242 | 0 | 24 | 3 | 54 | 12 | 0 | 32 | 146 | 22 | 15 | 1633 |
| 19 - Highgrove | 1 | 17 | 1 | 287 | 0 | 9 | 9 | 10 | 0 | 0 | 14 | 38 | 2 | 4 | 392 |
| 20 - Beaumont | 3 | 130 | 4 | 2519 | 0 | 28 | 9 | 259 | 5 | 0 | 39 | 130 | 10 | 10 | 3146 |
| 21 - Calimesa | 6 | 48 | 1 | 1194 | 1 | 30 | 6 | 82 | 23 | 1 | 15 | 108 | 16 | 18 | 1549 |
| 22 - Cherry Valley | 0 | 74 | 3 | 898 | 1 | 11 | 12 | 110 | 4 | 1 | 33 | 46 | 5 | 8 | 1206 |
| 23 - Pine Cove | 0 | 19 | 0 | 72 | 1 | 4 | 2 | 7 | 0 | 2 | 12 | 17 | 0 | 4 | 140 |
| 24 - Cabazon | 0 | 60 | 3 | 524 | 0 | 18 | 3 | 22 | 9 | 0 | 24 | 132 | 15 | 25 | 835 |
| 25 - San Jacinto | 3 | 209 | 8 | 3485 | 0 | 48 | 12 | 190 | 14 | 0 | 58 | 185 | 12 | 5 | 4229 |
| 26 - Little Lake | 0 | 107 | 6 | 1773 | 1 | 35 | 9 | 88 | 13 | 0 | 41 | 71 | 6 | 6 | 2156 |
| 27 - East Vale | 2 | 192 | 13 | 1599 | 0 | 35 | 3 | 104 | 21 | 0 | 50 | 189 | 9 | 9 | 2226 |
| 28 - Sage | 0 | 20 | 2 | 130 | 0 | 5 | 4 | 11 | 5 | 0 | 12 | 31 | 6 | 7 | 233 |
| 29 - Anza | 0 | 36 | 4 | 587 | 0 | 11 | 4 | 27 | 3 | 0 | 15 | 27 | 1 | 9 | 724 |
| 30 - Pinyon | 0 | 8 | 0 | 48 | 0 | 2 | 1 | 6 | 1 | 0 | 4 | 60 | 4 | 5 | 139 |
| 32 - La Quinta | 0 | 127 | 3 | 1011 | 0 | 6 | 2 | 88 | 12 | 1 | 24 | 45 | 7 | 2 | 1328 |
| 33 - Palm Desert | 6 | 253 | 10 | 1895 | 0 | 19 | 9 | 160 | 5 | 1 | 34 | 144 | 11 | 3 | 2550 |
| 34 - Winchester | 0 | 38 | 1 | 308 | 0 | 14 | 4 | 17 | 5 | 0 | 8 | 84 | 3 | 8 | 490 |
| 35 - Thousand Palms | 3 | 123 | 8 | 934 | 0 | 30 | 49 | 112 | 8 | 1 | 31 | 106 | 10 | 4 | 1419 |
| 36 - North Palm Springs | 1 | 47 | 0 | 283 | 0 | 41 | 6 | 14 | 7 | 0 | 31 | 153 | 21 | 43 | 647 |
| 37 - Desert Hot Springs | 4 | 246 | 7 | 3351 | 5 | 78 | 7 | 176 | 17 | 1 | 65 | 143 | 17 | 17 | 4134 |
| 38 - Rubidoux | 2 | 154 | 2 | 1871 | 1 | 49 | 20 | 124 | 13 | 0 | 43 | 144 | 22 | 14 | 2459 |
| 39 - Thermal | 0 | 14 | 0 | 144 | 0 | 5 | 2 | 1 | 0 | 0 | 4 | 32 | 8 | 12 | 222 |
| 40 - Mecca | 2 | 31 | 0 | 489 | 1 | 30 | 11 | 16 | 4 | 0 | 20 | 57 | 4 | 15 | 680 |
| 41 - North Shore | 0 | 20 | 2 | 136 | 0 | 14 | 3 | 3 | 0 | 1 | 4 | 19 | 7 | 4 | 213 |
| 42 - Oasis | 0 | 35 | 0 | 222 | 0 | 12 | 0 | 7 | 9 | 0 | 12 | 28 | 7 | 17 | 349 |
| 43 - Blythe | 0 | 14 | 0 | 88 | 0 | 23 | 12 | 2 | 0 | 1 | 10 | 11 | 2 | 10 | 173 |
| 44 - Ripley | 0 | 7 | 0 | 93 | 0 | 13 | 3 | 6 | 3 | 0 | 3 | 15 | 1 | 5 | 149 |

Riverside County Fire Department/ CAL FIRE

| | Com Fire | False Alarm | Haz Mat | Medical | Multi-Fa m Dwelling | Other Fire | Other Misc | Public Service Assist | Res Fire | Rescue | Standby | Traffic Collision | Vehicle Fire | Wildland Fire | Total |
|-------------------------------|----------|-------------|---------|---------|---------------------------|------------|------------|-----------------------|----------|--------|---------|-------------------|--------------|---------------|-------|
| 45 - Blythe Air Base | 0 | 11 | 1 | 123 | 0 | 10 | 14 | 16 | 3 | 0 | 2 | 30 | 4 | 2 | 216 |
| 46 - Riverbend FS | 0 | 3 | 0 | 26 | 0 | 4 | 2 | 0 | 0 | 0 | 1 | 11 | 0 | 1 | 48 |
| 47 - Norco | 1 | 31 | 2 | 471 | 0 | 16 | 4 | 45 | 6 | 1 | 17 | 63 | 5 | 2 | 664 |
| 48 - Sunnymead Ranch | 2 | 83 | 2 | 1073 | 0 | 13 | 2 | 39 | 8 | 1 | 13 | 97 | 7 | 4 | 1344 |
| 49 - Lake Tamarisk | 0 | 17 | 0 | 112 | 0 | 2 | 3 | 9 | 2 | 1 | 5 | 114 | 10 | 1 | 276 |
| 50 - South Rancho Mirage | 1 | 111 | 2 | 691 | 0 | 4 | 5 | 94 | 4 | 0 | 11 | 29 | 1 | 0 | 953 |
| 51 - El Cariso | 0 | 5 | 0 | 51 | 0 | 3 | 2 | 3 | 0 | 3 | 4 | 120 | 2 | 1 | 194 |
| 52 - Cottonwood | 0 | 25 | 2 | 144 | 0 | 5 | 3 | 1 | 2 | 0 | 5 | 41 | 1 | 6 | 235 |
| 53 - Garner Valley | 0 | 16 | 0 | 78 | 0 | 6 | 45 | 4 | 0 | 0 | 1 | 39 | 1 | 4 | 194 |
| 54 - Homeland | 0 | 92 | 6 | 899 | 0 | 25 | 1 | 65 | 11 | 0 | 23 | 73 | 20 | 7 | 1222 |
| 55 - Indian Wells | 3 | 183 | 6 | 1284 | 1 | 7 | 3 | 131 | 5 | 0 | 27 | 113 | 0 | 0 | 1763 |
| 56 - Sky Valley | 0 | 35 | 1 | 756 | 0 | 18 | 1 | 49 | 5 | 0 | 14 | 29 | 4 | 5 | 917 |
| 57 - Corydon | 0 | 37 | 1 | 425 | 0 | 9 | 2 | 28 | 5 | 0 | 14 | 29 | 5 | 3 | 558 |
| 58 - Moreno | 0 | 78 | 6 | 714 | 1 | 13 | 4 | 52 | 5 | 2 | 18 | 158 | 10 | 7 | 1068 |
| 59 - Mead Valley | 0 | 111 | 5 | 1474 | 0 | 57 | 15 | 73 | 11 | 1 | 48 | 150 | 20 | 18 | 1983 |
| 60 - Canyon Lake | 0 | 32 | 0 | 485 | 0 | 12 | 3 | 51 | 5 | 0 | 11 | 33 | 1 | 10 | 643 |
| 61 - Wildomar | 2 | 103 | 5 | 1390 | 0 | 28 | 7 | 78 | 6 | 1 | 35 | 149 | 6 | 10 | 1820 |
| 62 - Rancho Carrilo | 0 | 0 | 0 | 2 | 0 | 0 | 0 | 0 | 0 | 0 | 0 | 0 | 0 | 0 | 2 |
| 63 - Poppet Flats | 0 | 3 | 0 | 59 | 0 | 1 | 2 | 5 | 1 | 0 | 4 | 13 | 0 | 6 | 94 |
| 64 - Sycamore Creek | 0 | 77 | 3 | 621 | 0 | 13 | 3 | 42 | 2 | 0 | 19 | 94 | 14 | 7 | 895 |
| 65 - Kennedy Park | 1 | 180 | 6 | 2432 | 0 | 25 | 6 | 73 | 15 | 0 | 46 | 189 | 14 | 1 | 2988 |
| 66 - Beaumont City | 0 | 125 | 6 | 1203 | 3 | 18 | 12 | 53 | 7 | 1 | 27 | 240 | 10 | 15 | 1720 |
| 67 - Mesa View | 1 | 78 | 2 | 584 | 0 | 1 | 2 | 63 | 8 | 0 | 11 | 23 | 2 | 2 | 777 |
| 68 - Menifee | 0 | 59 | 2 | 750 | 0 | 23 | 3 | 53 | 4 | 0 | 22 | 135 | 5 | 11 | 1067 |
| 69 - Rancho Mirage North | 3 | 309 | 2 | 1217 | 1 | 13 | 5 | 222 | 3 | 0 | 14 | 54 | 1 | 0 | 1844 |
| 70 - La Quinta South | 0 | 78 | 7 | 526 | 0 | 8 | 7 | 32 | 6 | 0 | 9 | 36 | 9 | 6 | 724 |
| 71 - Palm Desert North | 5 | 313 | 7 | 3195 | 1 | 13 | 8 | 396 | 4 | 0 | 27 | 152 | 9 | 2 | 4132 |
| 72 - Valle Vista | 1 | 58 | 2 | 1442 | 2 | 14 | 13 | 115 | 9 | 0 | 26 | 67 | 4 | 7 | 1760 |
| 73 - Rancho California | 8 | 282 | 7 | 1515 | 0 | 23 | 18 | 141 | 4 | 1 | 23 | 334 | 7 | 4 | 2367 |
| 74 - Rancho Capistrano | 0 | 0 | 0 | 12 | 0 | 0 | 0 | 2 | 1 | 0 | 0 | 2 | 0 | 0 | 17 |
| 75 - Bear Creek | 1 | 62 | 9 | 713 | 1 | 11 | 3 | 23 | 2 | 0 | 14 | 74 | 5 | 13 | 931 |
| 76 - Menifee Lakes | 0 | 143 | 5 | 1389 | 0 | 11 | 6 | 135 | 7 | 0 | 17 | 183 | 6 | 14 | 1916 |
| 77 - Lake Riverside | 0 | 17 | 1 | 158 | 0 | 4 | 2 | 7 | 2 | 0 | 8 | 21 | 3 | 6 | 229 |
| 78 - San Jacinto # 2 | 0 | 57 | 3 | 665 | 0 | 18 | 23 | 47 | 2 | 2 | 10 | 130 | 9 | 9 | 975 |
| 79 - Coachella | 2 | 119 | 5 | 1333 | 2 | 65 | 5 | 42 | 17 | 0 | 34 | 162 | 36 | 26 | 1848 |
| 80 - Del Webb (Indio Stn # 4) | 1 | 38 | 3 | 405 | 0 | 5 | 1 | 50 | 0 | 0 | 16 | 68 | 10 | 8 | 605 |
| 81 - North Bermuda Dunes | 1 | 121 | 8 | 1701 | 4 | 17 | 6 | 332 | 4 | 0 | 22 | 124 | 8 | 2 | 2350 |
| 82 - Lake Hills | 0 | 22 | 0 | 284 | 0 | 2 | 4 | 18 | 7 | 0 | 8 | 11 | 1 | 6 | 363 |
| 83 - French Valley | 0 | 108 | 7 | 1417 | 0 | 17 | 3 | 84 | 5 | 0 | 19 | 150 | 2 | 5 | 1817 |
| 84 - Parkview | 0 | 148 | 8 | 1711 | 1 | 16 | 3 | 124 | 7 | 1 | 22 | 141 | 8 | 2 | 2192 |
| 85 - Mcvicker Park | 3 | 63 | 3 | 1361 | 1 | 21 | 0 | 70 | 8 | 0 | 18 | 100 | 6 | 15 | 1669 |
| 86 - Indio # 1 | 6 | 236 | 3 | 2418 | 2 | 47 | 12 | 148 | 13 | 1 | 34 | 160 | 26 | 13 | 3119 |
| 87 - Indio # 2 | 5 | 104 | 2 | 870 | 0 | 22 | 4 | 47 | 10 | 1 | 22 | 150 | 28 | 13 | 1278 |
| 88 - Indio # 3 | 1 | 167 | 5 | 1499 | 4 | 21 | 10 | 129 | 7 | 0 | 31 | 136 | 10 | 4 | 2024 |
| 89 - Banning | 3 | 98 | 6 | 1600 | 1 | 37 | 7 | 98 | 11 | 0 | 38 | 123 | 7 | 28 | 2057 |
| 90 - North Perris | 2 | 157 | 5 | 1784 | 0 | 38 | 3 | 63 | 23 | 0 | 32 | 158 | 14 | 15 | 2294 |

Riverside County Fire Department/ CAL FIRE

| | Com Fire | False Alarm | Haz Mat | Medical | Multi-Fa m Dwelling | Other Fire | Other Misc | Public Service Assist | Res Fire | Rescue | Standby | Traffic Collision | Vehicle Fire | Wildland Fire | Total |
|----------------------|----------|-------------|---------|---------|---------------------------|------------|------------|-----------------------|----------|--------|---------|-------------------|--------------|---------------|--------|
| 91 - College Park | 1 | 300 | 6 | 2037 | 1 | 25 | 5 | 71 | 16 | 2 | 22 | 140 | 11 | 9 | 2646 |
| 92 - Wolf Creek | 0 | 147 | 9 | 1218 | 0 | 17 | 3 | 57 | 7 | 0 | 20 | 146 | 4 | 4 | 1632 |
| 93 - La Quinta North | 1 | 166 | 3 | 1358 | 0 | 5 | 4 | 164 | 4 | 0 | 24 | 142 | 7 | 2 | 1880 |
| 94 - Canyon Hill | 0 | 124 | 4 | 1107 | 1 | 11 | 17 | 57 | 2 | 0 | 20 | 136 | 5 | 6 | 1490 |
| 96 - Glen Oaks | 0 | 38 | 3 | 295 | 0 | 4 | 0 | 35 | 3 | 0 | 5 | 37 | 0 | 3 | 423 |
| 99 - Morrison Park | 1 | 15 | 1 | 218 | 0 | 1 | 1 | 4 | 1 | 0 | 0 | 19 | 2 | 0 | 263 |
| 177 - Pechanga # 1 | 0 | 8 | 0 | 67 | 0 | 3 | 2 | 4 | 1 | 0 | 0 | 4 | 0 | 1 | 90 |
| 277 - Pechanga # 2 | 1 | 15 | 0 | 527 | 0 | 3 | 3 | 17 | 1 | 0 | 7 | 34 | 3 | 1 | 612 |
| 278 - Morongo # 1 | 5 | 32 | 0 | 423 | 0 | 26 | 1 | 10 | 0 | 1 | 12 | 13 | 2 | 3 | 528 |
| 621 - Idyllwild FPD | 0 | 44 | 0 | 333 | 0 | 1 | 2 | 11 | 2 | 2 | 15 | 29 | 0 | 1 | 440 |
| Total | 115 | 9113 | 325 | 97055 | 58 | 1871 | 815 | 6990 | 657 | 39 | 2074 | 9783 | 771 | 917 | 130583 |

Riverside County Fire Department/ CAL FIRE

2012 Incidents by Supervisorial District: District 01 Summary

BOB BUSTER - SUPERVISORIAL DISTRICT 01

| | Com Fire | False Alarm | Haz Mat | Medical | Multi-Fam Dwelling Fire | Other Fire | Other Misc | Public Service Assist | Res Fire | Rescue | Standby | Traffic Collision | Vehicle Fire | Wildland Fire | Total |
|-------------|----------|-------------|---------|---------|-------------------------|------------|------------|-----------------------|----------|--------|---------|-------------------|--------------|---------------|-------|
| 2012 | 6 | 955 | 39 | 10204 | 5 | 223 | 74 | 498 | 71 | 5 | 276 | 1317 | 88 | 103 | 13864 |
| 2011 | 11 | 960 | 30 | 9257 | 2 | 243 | 98 | 470 | 80 | 7 | 274 | 1146 | 87 | 131 | 12796 |
| 2010 | 6 | 976 | 21 | 9179 | 2 | 267 | 75 | 506 | 68 | 18 | 276 | 1367 | 107 | 126 | 12994 |
| 2009 | 12 | 988 | 37 | 8971 | 1 | 251 | 55 | 361 | 90 | 5 | 243 | 1344 | 134 | 110 | 12602 |
| 2008 | 14 | 930 | 41 | 8701 | 8 | 236 | 46 | 401 | 101 | 3 | 263 | 1319 | 160 | 117 | 12340 |

Riverside County Fire Department/ CAL FIRE

2012 Incidents by Supervisorial District: District 02 Summary

JOHN TAVAGLIONE - SUPERVISORIAL DISTRICT 02

| | Com Fire | False Alarm | Haz Mat | Medical | Multi-Fam Dwelling Fire | Other Fire | Other Misc | Public Service Assist | Res Fire | Rescue | Standby | Traffic Collision | Vehicle Fire | Wildland Fire | Total |
|-------------|----------|-------------|---------|---------|-------------------------|------------|------------|-----------------------|----------|--------|---------|-------------------|--------------|---------------|-------|
| 2012 | 16 | 1001 | 33 | 9498 | 3 | 295 | 100 | 610 | 103 | 4 | 276 | 1181 | 116 | 71 | 13307 |
| 2011 | 9 | 880 | 21 | 7414 | 5 | 204 | 64 | 421 | 67 | 2 | 189 | 888 | 91 | 69 | 10324 |
| 2010 | 7 | 832 | 28 | 6995 | 5 | 199 | 55 | 405 | 56 | 14 | 183 | 951 | 82 | 68 | 9880 |
| 2009 | 15 | 867 | 23 | 7119 | 4 | 201 | 45 | 383 | 68 | 1 | 190 | 922 | 90 | 69 | 9997 |
| 2008 | 24 | 850 | 41 | 6862 | 10 | 225 | 48 | 323 | 89 | 1 | 193 | 1043 | 157 | 104 | 9970 |

Riverside County Fire Department/ CAL FIRE
2012 Incidents by Supervisorial District: District 03 Summary

JEFF STONE - SUPERVISORIAL DISTRICT 03

| | Com Fire | False Alarm | Haz Mat | Medical | Multi-Fam Dwelling Fire | Other Fire | Other Misc | Public Service Assist | Res Fire | Rescue | Standby | Traffic Collision | Vehicle Fire | Wildland Fire | Total |
|-------------|----------|-------------|---------|---------|-------------------------|------------|------------|-----------------------|----------|--------|---------|-------------------|--------------|---------------|-------|
| 2012 | 15 | 1936 | 79 | 23404 | 12 | 323 | 178 | 1959 | 126 | 7 | 409 | 2319 | 94 | 129 | 30990 |
| 2011 | 17 | 1803 | 36 | 22261 | 12 | 324 | 182 | 1771 | 116 | 5 | 443 | 2279 | 99 | 165 | 29513 |
| 2010 | 31 | 1760 | 47 | 21173 | 11 | 312 | 117 | 1343 | 137 | 35 | 391 | 2442 | 111 | 134 | 28044 |
| 2009 | 36 | 1852 | 65 | 20804 | 8 | 306 | 112 | 1346 | 134 | 3 | 372 | 2394 | 127 | 144 | 27703 |
| 2008 | 38 | 1734 | 54 | 19568 | 17 | 329 | 128 | 1358 | 164 | 5 | 388 | 2289 | 164 | 153 | 26389 |

Riverside County Fire Department/ CAL FIRE
2012 Incidents by Supervisorial District: District 04 Summary

JOHN BENOIT - SUPERVISORIAL DISTRICT 04

| | Com Fire | False Alarm | Haz Mat | Medical | Multi-Fam Dwelling Fire | Other Fire | Other Misc | Public Service Assist | Res Fire | Rescue | Standby | Traffic Collision | Vehicle Fire | Wildland Fire | Total |
|-------------|----------|-------------|---------|---------|-------------------------|------------|------------|-----------------------|----------|--------|---------|-------------------|--------------|---------------|-------|
| 2012 | 41 | 2704 | 80 | 23024 | 16 | 403 | 183 | 2316 | 135 | 7 | 443 | 1991 | 224 | 160 | 31727 |
| 2011 | 47 | 2578 | 47 | 22298 | 19 | 412 | 156 | 2126 | 135 | 13 | 368 | 1915 | 226 | 162 | 30502 |
| 2010 | 40 | 2481 | 49 | 22080 | 28 | 414 | 112 | 1745 | 144 | 16 | 420 | 1964 | 272 | 141 | 29906 |
| 2009 | 58 | 2542 | 44 | 21271 | 24 | 443 | 113 | 1575 | 161 | 8 | 394 | 1944 | 286 | 152 | 29015 |
| 2008 | 73 | 2783 | 67 | 21338 | 38 | 474 | 113 | 1447 | 208 | 3 | 462 | 2215 | 359 | 153 | 29733 |

Riverside County Fire Department/ CAL FIRE
2012 Incidents by Supervisorial District: District 05 Summary

MARION ASHLEY - SUPERVISORIAL DISTRICT 05

| | Com Fire | False Alarm | Haz Mat | Medical | Multi-Fam Dwelling Fire | Other Fire | Other Misc | Public Service Assist | Res Fire | Rescue | Standby | Traffic Collision | Vehicle Fire | Wildland Fire | Total |
|-------------|----------|-------------|---------|---------|-------------------------|------------|------------|-----------------------|----------|--------|---------|-------------------|--------------|---------------|-------|
| 2012 | 30 | 2500 | 94 | 30417 | 21 | 570 | 225 | 1588 | 199 | 13 | 665 | 2888 | 237 | 264 | 39711 |
| 2011 | 32 | 2452 | 39 | 28818 | 18 | 489 | 240 | 1483 | 192 | 10 | 572 | 2698 | 227 | 344 | 37614 |
| 2010 | 39 | 2398 | 72 | 27319 | 29 | 515 | 141 | 1326 | 202 | 35 | 567 | 3031 | 254 | 249 | 36177 |
| 2009 | 36 | 2371 | 87 | 26961 | 23 | 498 | 187 | 1146 | 220 | 3 | 554 | 2968 | 306 | 217 | 35577 |
| 2008 | 49 | 2415 | 86 | 25751 | 20 | 589 | 191 | 1188 | 260 | 8 | 582 | 3162 | 372 | 306 | 34979 |

Riverside County Fire Department/ CAL FIRE

2012 Incidents by Supervisorial District: District 00 Summary

NOT TIED TO A DISTRICT (I.E. PALO VERDE OR OTHER NON RVC DISTRICT AREAS)

| | Com Fire | False Alarm | Haz Mat | Medical | Multi-Fam Dwelling Fire | Other Fire | Other Misc | Public Service Assist | Res Fire | Rescue | Standby | Traffic Collision | Vehicle Fire | Wildland Fire | Total |
|-------------|----------|-------------|---------|---------|-------------------------|------------|------------|-----------------------|----------|--------|---------|-------------------|--------------|---------------|-------|
| 2012 | 7 | 17 | 0 | 508 | 1 | 57 | 55 | 19 | 23 | 3 | 5 | 87 | 12 | 190 | 984 |
| 2011 | 5 | 12 | 1 | 479 | 2 | 71 | 59 | 47 | 23 | 2 | 7 | 75 | 15 | 156 | 954 |
| 2010 | 4 | 16 | 2 | 461 | 1 | 85 | 36 | 14 | 7 | 1 | 9 | 104 | 6 | 112 | 858 |
| 2009 | 6 | 26 | 2 | 421 | 2 | 80 | 51 | 5 | 19 | 0 | 3 | 91 | 18 | 100 | 824 |
| 2008 | 12 | 30 | 2 | 725 | 4 | 35 | 56 | 13 | 22 | 0 | 15 | 108 | 19 | 147 | 1188 |

Riverside County Fire Department/ CAL FIRE

2012 Incidents by Supervisorial District

BOB BUSTER - SUPERVISORIAL DISTRICT 01

| | | Com Fire | False Alarm | Haz Mat | Medical | Multi-Fam Dwelling Fire | Other Fire | Other Misc | Public Service Assist | Res Fire | Rescue | Standby | Traffic Collision | Vehicle Fire | Wildland Fire | Total |
|-----------------------|--------------------------------------|----------|-------------|---------|---------|-------------------------|------------|------------|-----------------------|----------|--------|---------|-------------------|--------------|---------------|-------|
| 01 - Perris | City of Perris | 0 | 0 | 0 | 0 | 0 | 0 | 0 | 0 | 0 | 0 | 0 | 1 | 0 | 0 | 1 |
| | Riverside County Unincorporated Area | 0 | 4 | 1 | 51 | 0 | 1 | 0 | 2 | 1 | 0 | 0 | 10 | 1 | 1 | 72 |
| | Total | 0 | 4 | 1 | 51 | 0 | 1 | 0 | 2 | 1 | 0 | 0 | 11 | 1 | 1 | 73 |
| 04 - Cajalco | City of Riverside | 0 | 0 | 0 | 0 | 0 | 0 | 0 | 0 | 0 | 0 | 1 | 0 | 0 | 0 | 1 |
| | Riverside County Unincorporated Area | 0 | 8 | 1 | 388 | 0 | 0 | 2 | 16 | 0 | 1 | 11 | 53 | 0 | 1 | 481 |
| | Riverside Unit | 0 | 33 | 0 | 0 | 0 | 18 | 0 | 0 | 10 | 0 | 0 | 0 | 4 | 9 | 74 |
| | Total | 0 | 41 | 1 | 388 | 0 | 18 | 2 | 16 | 10 | 1 | 12 | 53 | 4 | 10 | 556 |
| 06 - Edgemont FS | City of Moreno Valley | 0 | 9 | 0 | 24 | 0 | 0 | 0 | 1 | 0 | 0 | 1 | 17 | 2 | 0 | 54 |
| | City of Riverside | 0 | 1 | 0 | 4 | 0 | 4 | 3 | 0 | 0 | 0 | 1 | 19 | 0 | 0 | 32 |
| | Riverside County Unincorporated Area | 0 | 26 | 0 | 99 | 0 | 1 | 3 | 2 | 0 | 0 | 0 | 52 | 2 | 1 | 186 |
| | Riverside Unit | 0 | 4 | 0 | 0 | 0 | 0 | 0 | 0 | 0 | 0 | 0 | 0 | 2 | 0 | 6 |
| Total | 0 | 40 | 0 | 127 | 0 | 5 | 6 | 3 | 0 | 0 | 2 | 88 | 6 | 1 | 278 | |
| 08 - Woodcrest | City of Riverside | 0 | 0 | 0 | 8 | 0 | 2 | 2 | 0 | 0 | 0 | 0 | 7 | 0 | 1 | 20 |
| | Riverside County Unincorporated Area | 0 | 28 | 0 | 587 | 0 | 11 | 1 | 19 | 4 | 0 | 16 | 50 | 5 | 2 | 723 |
| | Riverside Unit | 0 | 19 | 0 | 0 | 0 | 5 | 0 | 0 | 2 | 0 | 0 | 0 | 3 | 0 | 29 |
| | Total | 0 | 47 | 0 | 595 | 0 | 18 | 3 | 19 | 6 | 0 | 16 | 57 | 8 | 3 | 772 |
| 09 - Goodmeadow | Riverside County Unincorporated Area | 0 | 0 | 0 | 14 | 0 | 0 | 0 | 0 | 0 | 0 | 3 | 2 | 0 | 0 | 19 |
| | Riverside Unit | 0 | 1 | 0 | 0 | 0 | 0 | 0 | 0 | 0 | 0 | 0 | 0 | 1 | 0 | 2 |
| | Total | 0 | 1 | 0 | 14 | 0 | 0 | 0 | 0 | 0 | 0 | 3 | 2 | 1 | 0 | 21 |
| 10 - Elsinore | City of Lake Elsinore | 0 | 147 | 3 | 1081 | 2 | 20 | 7 | 47 | 4 | 1 | 40 | 173 | 11 | 7 | 1543 |
| | Riverside County Unincorporated Area | 0 | 0 | 0 | 28 | 0 | 0 | 0 | 6 | 0 | 0 | 0 | 4 | 0 | 0 | 38 |
| | Riverside Unit | 0 | 5 | 0 | 0 | 0 | 0 | 0 | 0 | 0 | 0 | 1 | 0 | 0 | 0 | 6 |
| | Total | 0 | 152 | 3 | 1109 | 2 | 20 | 7 | 53 | 4 | 1 | 41 | 177 | 11 | 7 | 1587 |
| 11 - Lakeland Village | City of Lake Elsinore | 0 | 14 | 0 | 154 | 0 | 1 | 0 | 2 | 0 | 0 | 2 | 28 | 0 | 0 | 201 |
| | Riverside County Unincorporated Area | 0 | 31 | 2 | 570 | 0 | 6 | 2 | 22 | 5 | 0 | 30 | 36 | 2 | 6 | 712 |
| | Riverside Unit | 0 | 14 | 0 | 0 | 0 | 2 | 0 | 0 | 1 | 0 | 0 | 0 | 0 | 2 | 19 |
| | Total | 0 | 59 | 2 | 724 | 0 | 9 | 2 | 24 | 6 | 0 | 32 | 64 | 2 | 8 | 932 |
| 12 - Temecula | City of Temecula | 0 | 2 | 0 | 2 | 0 | 0 | 0 | 0 | 0 | 0 | 0 | 0 | 0 | 0 | 4 |
| | Riverside County Unincorporated Area | 0 | 0 | 1 | 60 | 0 | 0 | 0 | 7 | 0 | 0 | 4 | 32 | 0 | 0 | 104 |
| | Riverside Unit | 0 | 25 | 0 | 0 | 0 | 6 | 0 | 0 | 2 | 0 | 0 | 0 | 1 | 5 | 39 |
| | Total | 0 | 27 | 1 | 62 | 0 | 6 | 0 | 7 | 2 | 0 | 4 | 32 | 1 | 5 | 147 |
| 13 - Home Gardens | City of Riverside | 0 | 0 | 0 | 0 | 0 | 0 | 0 | 1 | 0 | 0 | 0 | 1 | 0 | 0 | 2 |
| | Riverside County Unincorporated Area | 0 | 3 | 0 | 44 | 0 | 0 | 0 | 1 | 1 | 0 | 0 | 1 | 0 | 0 | 50 |
| | Riverside Unit | 0 | 2 | 0 | 0 | 0 | 0 | 0 | 0 | 0 | 0 | 0 | 0 | 0 | 0 | 2 |
| | Total | 0 | 5 | 0 | 44 | 0 | 0 | 0 | 2 | 1 | 0 | 0 | 2 | 0 | 0 | 54 |
| 15 - El Cerrito | Riverside County Unincorporated Area | 0 | 9 | 2 | 162 | 0 | 3 | 1 | 15 | 3 | 0 | 10 | 40 | 0 | 0 | 245 |
| | Riverside Unit | 0 | 27 | 0 | 0 | 0 | 1 | 0 | 0 | 0 | 0 | 0 | 0 | 1 | 0 | 29 |
| | Total | 0 | 36 | 2 | 162 | 0 | 4 | 1 | 15 | 3 | 0 | 10 | 40 | 1 | 0 | 274 |
| 16 - Pedley | City of Riverside | 0 | 2 | 0 | 1 | 0 | 3 | 2 | 0 | 0 | 0 | 0 | 4 | 0 | 0 | 12 |
| | Total | 0 | 2 | 0 | 1 | 0 | 3 | 2 | 0 | 0 | 0 | 0 | 4 | 0 | 0 | 12 |
| 19 - Highgrove | City of Riverside | 0 | 0 | 0 | 1 | 0 | 0 | 0 | 0 | 0 | 0 | 0 | 5 | 0 | 0 | 6 |
| | Total | 0 | 0 | 0 | 1 | 0 | 0 | 0 | 0 | 0 | 0 | 0 | 5 | 0 | 0 | 6 |
| 38 - Rubidoux | City of Riverside | 0 | 0 | 0 | 1 | 0 | 0 | 1 | 0 | 0 | 0 | 0 | 1 | 0 | 0 | 3 |

Riverside County Fire Department/ CAL FIRE

| | | Com Fire | False Alarm | Haz Mat | Medical | Multi-Fam Dwelling Fire | Other Fire | Other Misc | Public Service Assist | Res Fire | Rescue | Standby | Traffic Collision | Vehicle Fire | Wildland Fire | Total |
|-------------------------------|--------------------------------------|----------|-------------|---------|---------|-------------------------|------------|------------|-----------------------|----------|--------|---------|-------------------|--------------|---------------|-------|
| 38 - Rubidoux | Total | 0 | 0 | 0 | 1 | 0 | 0 | 1 | 0 | 0 | 0 | 0 | 1 | 0 | 0 | 3 |
| 47 - Norco | City of Riverside | 0 | 0 | 0 | 1 | 0 | 2 | 0 | 0 | 0 | 0 | 0 | 1 | 0 | 0 | 4 |
| | Riverside County Unincorporated Area | 0 | 0 | 0 | 1 | 0 | 0 | 0 | 0 | 0 | 0 | 0 | 0 | 0 | 0 | 1 |
| | Total | 0 | 0 | 0 | 2 | 0 | 2 | 0 | 0 | 0 | 0 | 0 | 1 | 0 | 0 | 5 |
| 51 - El Cariso | Cleveland National Forest | 0 | 0 | 0 | 0 | 0 | 0 | 0 | 0 | 0 | 0 | 0 | 0 | 0 | 1 | 1 |
| | Riverside County Unincorporated Area | 0 | 3 | 0 | 49 | 0 | 2 | 2 | 2 | 0 | 1 | 4 | 118 | 2 | 0 | 183 |
| | Riverside Unit | 0 | 2 | 0 | 0 | 0 | 1 | 0 | 0 | 0 | 0 | 0 | 0 | 0 | 0 | 3 |
| | Total | 0 | 5 | 0 | 49 | 0 | 3 | 2 | 2 | 0 | 1 | 4 | 118 | 2 | 1 | 187 |
| 59 - Mead Valley | City of Perris | 0 | 2 | 0 | 3 | 0 | 0 | 0 | 0 | 0 | 0 | 0 | 13 | 2 | 0 | 20 |
| | Riverside County Unincorporated Area | 0 | 74 | 5 | 1378 | 0 | 34 | 15 | 70 | 7 | 1 | 35 | 87 | 11 | 9 | 1726 |
| | Riverside Unit | 0 | 19 | 0 | 0 | 0 | 14 | 0 | 0 | 2 | 0 | 0 | 0 | 3 | 5 | 43 |
| | Total | 0 | 95 | 5 | 1381 | 0 | 48 | 15 | 70 | 9 | 1 | 35 | 100 | 16 | 14 | 1789 |
| 60 - Canyon Lake | City of Lake Elsinore | 0 | 6 | 0 | 66 | 0 | 0 | 0 | 2 | 1 | 0 | 0 | 0 | 0 | 1 | 76 |
| | Total | 0 | 6 | 0 | 66 | 0 | 0 | 0 | 2 | 1 | 0 | 0 | 0 | 0 | 1 | 76 |
| 61 - Wildomar | City of Lake Elsinore | 0 | 11 | 0 | 148 | 0 | 2 | 3 | 6 | 1 | 0 | 3 | 32 | 0 | 2 | 208 |
| | City of Wildomar | 2 | 89 | 5 | 1197 | 0 | 23 | 3 | 70 | 4 | 1 | 31 | 111 | 5 | 7 | 1548 |
| | Riverside County Unincorporated Area | 0 | 2 | 0 | 45 | 0 | 1 | 1 | 2 | 0 | 0 | 1 | 6 | 1 | 1 | 60 |
| | Riverside Unit | 0 | 1 | 0 | 0 | 0 | 2 | 0 | 0 | 1 | 0 | 0 | 0 | 0 | 0 | 4 |
| | Total | 2 | 103 | 5 | 1390 | 0 | 28 | 7 | 78 | 6 | 1 | 35 | 149 | 6 | 10 | 1820 |
| 62 - Rancho Carrilo | Riverside County Unincorporated Area | 0 | 0 | 0 | 2 | 0 | 0 | 0 | 0 | 0 | 0 | 0 | 0 | 0 | 0 | 2 |
| | Total | 0 | 0 | 0 | 2 | 0 | 0 | 0 | 0 | 0 | 0 | 0 | 0 | 0 | 0 | 2 |
| 64 - Sycamore Creek | City of Lake Elsinore | 0 | 7 | 0 | 7 | 0 | 0 | 0 | 0 | 0 | 0 | 0 | 11 | 1 | 0 | 26 |
| | Riverside County Unincorporated Area | 0 | 30 | 3 | 614 | 0 | 6 | 3 | 42 | 0 | 0 | 19 | 75 | 0 | 3 | 795 |
| | Riverside Unit | 0 | 39 | 0 | 0 | 0 | 6 | 0 | 0 | 2 | 0 | 0 | 0 | 10 | 3 | 60 |
| | Total | 0 | 76 | 3 | 621 | 0 | 12 | 3 | 42 | 2 | 0 | 19 | 86 | 11 | 6 | 881 |
| 68 - Menifee | City of Wildomar | 0 | 1 | 1 | 212 | 0 | 6 | 0 | 15 | 0 | 0 | 6 | 20 | 2 | 0 | 263 |
| | Total | 0 | 1 | 1 | 212 | 0 | 6 | 0 | 15 | 0 | 0 | 6 | 20 | 2 | 0 | 263 |
| 73 - Rancho California | City of Wildomar | 0 | 4 | 0 | 4 | 0 | 1 | 0 | 0 | 0 | 0 | 1 | 17 | 0 | 0 | 27 |
| | Total | 0 | 4 | 0 | 4 | 0 | 1 | 0 | 0 | 0 | 0 | 1 | 17 | 0 | 0 | 27 |
| 74 - Rancho Capistrano | Riverside County Unincorporated Area | 0 | 0 | 0 | 12 | 0 | 0 | 0 | 2 | 0 | 0 | 0 | 2 | 0 | 0 | 16 |
| | Riverside Unit | 0 | 0 | 0 | 0 | 0 | 0 | 0 | 0 | 1 | 0 | 0 | 0 | 0 | 0 | 1 |
| | Total | 0 | 0 | 0 | 12 | 0 | 0 | 0 | 2 | 1 | 0 | 0 | 2 | 0 | 0 | 17 |
| | City of Wildomar | 1 | 37 | 7 | 630 | 1 | 5 | 1 | 18 | 0 | 0 | 7 | 45 | 2 | 4 | 758 |
| 75 - Bear Creek | Riverside County Unincorporated Area | 0 | 0 | 1 | 72 | 0 | 0 | 1 | 5 | 0 | 0 | 5 | 23 | 0 | 0 | 107 |
| | Riverside Unit | 0 | 24 | 0 | 0 | 0 | 2 | 0 | 0 | 2 | 0 | 0 | 0 | 3 | 5 | 36 |
| | Total | 1 | 61 | 8 | 702 | 1 | 7 | 2 | 23 | 2 | 0 | 12 | 68 | 5 | 9 | 901 |
| | Riverside County Unincorporated Area | 0 | 8 | 0 | 284 | 0 | 0 | 4 | 18 | 4 | 0 | 8 | 11 | 1 | 2 | 340 |
| 82 - Lake Hills | Riverside Unit | 0 | 14 | 0 | 0 | 0 | 2 | 0 | 0 | 3 | 0 | 0 | 0 | 0 | 4 | 23 |
| | Total | 0 | 22 | 0 | 284 | 0 | 2 | 4 | 18 | 7 | 0 | 8 | 11 | 1 | 6 | 363 |
| | City of Lake Elsinore | 3 | 45 | 3 | 1232 | 0 | 19 | 0 | 64 | 6 | 0 | 14 | 75 | 4 | 8 | 1473 |
| 85 - Mcvicker Park | Riverside County Unincorporated Area | 0 | 6 | 0 | 129 | 1 | 2 | 0 | 6 | 1 | 0 | 4 | 25 | 0 | 2 | 176 |
| | Riverside Unit | 0 | 12 | 0 | 0 | 0 | 0 | 0 | 0 | 1 | 0 | 0 | 0 | 2 | 5 | 20 |
| | Total | 3 | 63 | 3 | 1361 | 1 | 21 | 0 | 70 | 8 | 0 | 18 | 100 | 6 | 15 | 1669 |
| 94 - Canyon Hill | City of Lake Elsinore | 0 | 97 | 4 | 749 | 1 | 8 | 17 | 32 | 2 | 0 | 17 | 94 | 2 | 5 | 1028 |
| | City of Wildomar | 0 | 8 | 0 | 90 | 0 | 1 | 0 | 3 | 0 | 0 | 1 | 15 | 2 | 1 | 121 |
| | Total | 0 | 105 | 4 | 839 | 1 | 9 | 17 | 35 | 2 | 0 | 18 | 109 | 4 | 6 | 1149 |

Riverside County Fire Department/ CAL FIRE

| | Com Fire | False Alarm | Haz Mat | Medical | Multi-Fam Dwelling Fire | Other Fire | Other Misc | Public Service Assist | Res Fire | Rescue | Standby | Traffic Collision | Vehicle Fire | Wildland Fire | Total |
|--------------|----------|-------------|---------|---------|-------------------------|------------|------------|-----------------------|----------|--------|---------|-------------------|--------------|---------------|-------|
| Total | 6 | 955 | 39 | 10204 | 5 | 223 | 74 | 498 | 71 | 5 | 276 | 1317 | 88 | 103 | 13864 |

Riverside County Fire Department/ CAL FIRE

JOHN TAVAGLIONE - SUPERVISORIAL DISTRICT 02

| | | Com Fire | False Alarm | Haz Mat | Medical | Multi-Fam Dwelling Fire | Other Fire | Other Misc | Public Service Assist | Res Fire | Rescue | Standby | Traffic Collision | Vehicle Fire | Wildland Fire | Total |
|----------------------------|--------------------------------------|----------|-------------|-----------|-------------|-------------------------|------------|------------|-----------------------|-----------|----------|-----------|-------------------|--------------|---------------|-------------|
| 13 - Home Gardens | City of Corona | 0 | 0 | 0 | 1 | 0 | 3 | 13 | 4 | 0 | 0 | 1 | 3 | 0 | 1 | 26 |
| | City of Norco | 0 | 0 | 0 | 1 | 0 | 0 | 0 | 0 | 0 | 0 | 0 | 0 | 0 | 0 | 1 |
| | Riverside County Unincorporated Area | 1 | 23 | 0 | 426 | 0 | 4 | 0 | 43 | 5 | 1 | 9 | 22 | 3 | 0 | 537 |
| | Riverside Unit | 0 | 9 | 0 | 0 | 0 | 0 | 0 | 0 | 0 | 0 | 0 | 0 | 1 | 1 | 11 |
| | Total | 1 | 32 | 0 | 428 | 0 | 7 | 13 | 47 | 47 | 5 | 1 | 10 | 25 | 4 | 2 |
| 14 - Corona | City of Corona | 0 | 5 | 0 | 77 | 0 | 28 | 20 | 7 | 1 | 0 | 2 | 14 | 1 | 2 | 157 |
| | City of Jurupa Valley | 0 | 0 | 0 | 0 | 0 | 0 | 0 | 0 | 0 | 0 | 0 | 1 | 0 | 0 | 1 |
| | City of Norco | 1 | 83 | 1 | 491 | 0 | 17 | 4 | 45 | 5 | 1 | 17 | 107 | 11 | 2 | 785 |
| | Riverside County Unincorporated Area | 0 | 2 | 0 | 3 | 0 | 4 | 10 | 0 | 0 | 0 | 0 | 0 | 0 | 2 | 21 |
| | Riverside Unit | 0 | 0 | 0 | 0 | 0 | 1 | 0 | 0 | 0 | 0 | 0 | 0 | 0 | 1 | 2 |
| | Total | 1 | 90 | 1 | 571 | 0 | 50 | 34 | 52 | 52 | 6 | 1 | 19 | 122 | 12 | 7 |
| 15 - El Cerrito | City of Corona | 0 | 1 | 0 | 7 | 0 | 1 | 3 | 2 | 0 | 0 | 2 | 16 | 0 | 0 | 32 |
| | Riverside County Unincorporated Area | 0 | 14 | 0 | 226 | 0 | 4 | 5 | 12 | 2 | 0 | 12 | 15 | 1 | 0 | 291 |
| | Riverside Unit | 0 | 5 | 0 | 0 | 0 | 1 | 0 | 0 | 1 | 0 | 0 | 0 | 2 | 0 | 9 |
| | Total | 0 | 20 | 0 | 233 | 0 | 6 | 8 | 14 | 14 | 3 | 0 | 14 | 31 | 3 | 0 |
| 16 - Pedley | City of Jurupa Valley | 4 | 101 | 5 | 1424 | 2 | 67 | 3 | 55 | 17 | 0 | 39 | 144 | 6 | 8 | 1875 |
| | City of Riverside | 0 | 0 | 0 | 0 | 0 | 1 | 1 | 0 | 0 | 0 | 0 | 0 | 0 | 0 | 2 |
| | Total | 4 | 101 | 5 | 1424 | 2 | 68 | 4 | 55 | 17 | 0 | 39 | 144 | 6 | 8 | 1877 |
| 17 - Glen Avon | City of Eastvale | 1 | 61 | 1 | 55 | 0 | 3 | 2 | 5 | 0 | 0 | 2 | 67 | 5 | 2 | 204 |
| | City of Jurupa Valley | 3 | 205 | 3 | 1183 | 0 | 30 | 7 | 80 | 15 | 1 | 37 | 213 | 20 | 11 | 1808 |
| | Total | 4 | 266 | 4 | 1238 | 0 | 33 | 9 | 85 | 15 | 1 | 39 | 280 | 25 | 13 | 2012 |
| 18 - West Riverside | City of Jurupa Valley | 1 | 77 | 5 | 1242 | 0 | 24 | 3 | 54 | 12 | 0 | 32 | 146 | 22 | 15 | 1633 |
| | Total | 1 | 77 | 5 | 1242 | 0 | 24 | 3 | 54 | 12 | 0 | 32 | 146 | 22 | 15 | 1633 |
| 19 - Highgrove | City of Riverside | 0 | 0 | 0 | 0 | 0 | 1 | 1 | 2 | 0 | 0 | 0 | 2 | 0 | 0 | 6 |
| | Total | 0 | 0 | 0 | 0 | 0 | 1 | 1 | 2 | 0 | 0 | 0 | 2 | 0 | 0 | 6 |
| 27 - East Vale | City of Eastvale | 1 | 173 | 12 | 1443 | 0 | 23 | 2 | 85 | 20 | 0 | 39 | 143 | 7 | 7 | 1955 |
| | City of Jurupa Valley | 1 | 11 | 1 | 123 | 0 | 8 | 1 | 11 | 1 | 0 | 9 | 22 | 1 | 0 | 189 |
| | City of Norco | 0 | 8 | 0 | 33 | 0 | 3 | 0 | 8 | 0 | 0 | 1 | 24 | 1 | 1 | 79 |
| | Total | 2 | 192 | 13 | 1599 | 0 | 34 | 3 | 104 | 21 | 0 | 49 | 189 | 9 | 8 | 2223 |
| 38 - Rubidoux | City of Jurupa Valley | 2 | 154 | 2 | 1867 | 1 | 48 | 9 | 123 | 13 | 0 | 43 | 139 | 22 | 12 | 2435 |
| | City of Riverside | 0 | 0 | 0 | 1 | 0 | 0 | 8 | 1 | 0 | 0 | 0 | 2 | 0 | 1 | 13 |
| | Out of Jurisdiction Call | 0 | 0 | 0 | 1 | 0 | 1 | 2 | 0 | 0 | 0 | 0 | 2 | 0 | 0 | 6 |
| | Total | 2 | 154 | 2 | 1869 | 1 | 49 | 19 | 124 | 13 | 0 | 43 | 143 | 22 | 13 | 2454 |
| 47 - Norco | City of Jurupa Valley | 0 | 0 | 0 | 1 | 0 | 1 | 0 | 0 | 0 | 0 | 0 | 6 | 1 | 0 | 9 |
| | City of Norco | 1 | 31 | 2 | 468 | 0 | 13 | 4 | 45 | 6 | 1 | 17 | 56 | 4 | 2 | 650 |
| | Total | 1 | 31 | 2 | 469 | 0 | 14 | 4 | 45 | 6 | 1 | 17 | 62 | 5 | 2 | 659 |
| 57 - Corydon | City of Corona | 0 | 0 | 0 | 74 | 0 | 3 | 0 | 5 | 0 | 0 | 5 | 8 | 1 | 0 | 96 |
| | City of Eastvale | 0 | 3 | 0 | 40 | 0 | 0 | 0 | 0 | 0 | 0 | 0 | 5 | 0 | 0 | 48 |
| | City of Norco | 0 | 34 | 1 | 302 | 0 | 6 | 2 | 21 | 5 | 0 | 8 | 16 | 4 | 1 | 400 |
| | Riverside County Unincorporated Area | 0 | 0 | 0 | 9 | 0 | 0 | 0 | 2 | 0 | 0 | 1 | 0 | 0 | 2 | 14 |
| | Total | 0 | 37 | 1 | 425 | 0 | 9 | 2 | 28 | 5 | 0 | 14 | 29 | 5 | 3 | 558 |
| 64 - Sycamore Creek | Riverside County Unincorporated Area | 0 | 0 | 0 | 0 | 0 | 0 | 0 | 0 | 0 | 0 | 0 | 8 | 0 | 0 | 8 |
| | Riverside Unit | 0 | 1 | 0 | 0 | 0 | 0 | 0 | 0 | 0 | 0 | 0 | 0 | 3 | 0 | 4 |
| | Total | 0 | 1 | 0 | 0 | 0 | 0 | 0 | 0 | 0 | 0 | 0 | 8 | 3 | 0 | 12 |

Riverside County Fire Department/ CAL FIRE

| | Com Fire | False Alarm | Haz Mat | Medical | Multi-Fam Dwelling Fire | Other Fire | Other Misc | Public Service Assist | Res Fire | Rescue | Standby | Traffic Collision | Vehicle Fire | Wildland Fire | Total |
|--------------|----------|-------------|---------|---------|-------------------------|------------|------------|-----------------------|----------|--------|---------|-------------------|--------------|---------------|-------|
| Total | 16 | 1001 | 33 | 9498 | 3 | 295 | 100 | 610 | 103 | 4 | 276 | 1181 | 116 | 71 | 13307 |

Riverside County Fire Department/ CAL FIRE

JEFF STONE - SUPERVISORIAL DISTRICT 03

| | | Com Fire | False Alarm | Haz Mat | Medical | Multi-Fam Dwelling Fire | Other Fire | Other Misc | Public Service Assist | Res Fire | Rescue | Standby | Traffic Collision | Vehicle Fire | Wildland Fire | Total |
|-------------------|--------------------------------------|----------|-------------|---------|---------|-------------------------|------------|------------|-----------------------|----------|--------|---------|-------------------|--------------|---------------|-------|
| 01 - Perris | City of Menifee | 0 | 1 | 0 | 3 | 0 | 0 | 0 | 0 | 0 | 0 | 0 | 4 | 0 | 0 | 8 |
| | Total | 0 | 1 | 0 | 3 | 0 | 0 | 0 | 0 | 0 | 0 | 0 | 4 | 0 | 0 | 8 |
| 05 - Quail Valley | City of Canyon Lake | 0 | 3 | 0 | 77 | 1 | 3 | 0 | 6 | 4 | 0 | 1 | 3 | 0 | 0 | 98 |
| | City of Menifee | 0 | 18 | 0 | 309 | 0 | 13 | 1 | 29 | 6 | 0 | 12 | 30 | 1 | 6 | 425 |
| | Total | 0 | 21 | 0 | 386 | 1 | 16 | 1 | 35 | 10 | 0 | 13 | 33 | 1 | 6 | 523 |
| 07 - Sun City | City of Menifee | 0 | 118 | 6 | 3654 | 4 | 8 | 2 | 628 | 12 | 1 | 29 | 98 | 3 | 3 | 4566 |
| | Total | 0 | 118 | 6 | 3654 | 4 | 8 | 2 | 628 | 12 | 1 | 29 | 98 | 3 | 3 | 4566 |
| 12 - Temecula | City of Temecula | 2 | 153 | 2 | 810 | 2 | 11 | 5 | 59 | 0 | 0 | 16 | 252 | 8 | 3 | 1323 |
| | Riverside County Unincorporated Area | 0 | 0 | 0 | 10 | 0 | 0 | 1 | 0 | 0 | 0 | 0 | 23 | 0 | 0 | 34 |
| | Riverside Unit | 0 | 2 | 0 | 0 | 0 | 0 | 0 | 0 | 0 | 0 | 0 | 0 | 1 | 0 | 3 |
| | Total | 2 | 155 | 2 | 820 | 2 | 11 | 6 | 59 | 0 | 0 | 16 | 275 | 9 | 3 | 1360 |
| 23 - Pine Cove | Riverside County Unincorporated Area | 0 | 3 | 0 | 72 | 0 | 1 | 2 | 7 | 0 | 2 | 12 | 17 | 0 | 0 | 116 |
| | Riverside Unit | 0 | 16 | 0 | 0 | 1 | 3 | 0 | 0 | 0 | 0 | 0 | 0 | 0 | 0 | 20 |
| | San Bernardino Forest | 0 | 0 | 0 | 0 | 0 | 0 | 0 | 0 | 0 | 0 | 0 | 0 | 0 | 4 | 4 |
| | Total | 0 | 19 | 0 | 72 | 1 | 4 | 2 | 7 | 0 | 2 | 12 | 17 | 0 | 4 | 140 |
| 25 - San Jacinto | City of Hemet | 0 | 3 | 0 | 4 | 0 | 2 | 2 | 0 | 0 | 0 | 1 | 8 | 0 | 0 | 20 |
| | City of San Jacinto | 2 | 189 | 8 | 3148 | 0 | 45 | 9 | 167 | 12 | 0 | 51 | 141 | 10 | 1 | 3783 |
| | Riverside County Unincorporated Area | 1 | 9 | 0 | 333 | 0 | 0 | 1 | 23 | 2 | 0 | 6 | 36 | 1 | 3 | 415 |
| | Riverside Unit | 0 | 8 | 0 | 0 | 0 | 1 | 0 | 0 | 0 | 0 | 0 | 0 | 1 | 1 | 11 |
| | Total | 3 | 209 | 8 | 3485 | 0 | 48 | 12 | 190 | 14 | 0 | 58 | 185 | 12 | 5 | 4229 |
| 26 - Little Lake | City of Hemet | 0 | 1 | 0 | 15 | 0 | 7 | 6 | 5 | 0 | 0 | 1 | 11 | 0 | 1 | 47 |
| | City of San Jacinto | 0 | 14 | 1 | 143 | 0 | 3 | 0 | 9 | 1 | 0 | 1 | 3 | 0 | 0 | 175 |
| | Riverside County Unincorporated Area | 0 | 66 | 5 | 1615 | 1 | 19 | 3 | 74 | 11 | 0 | 39 | 57 | 5 | 4 | 1899 |
| | Riverside Unit | 0 | 26 | 0 | 0 | 0 | 6 | 0 | 0 | 1 | 0 | 0 | 0 | 1 | 1 | 35 |
| | Total | 0 | 107 | 6 | 1773 | 1 | 35 | 9 | 88 | 13 | 0 | 41 | 71 | 6 | 6 | 2156 |
| 28 - Sage | City of Hemet | 0 | 0 | 0 | 2 | 0 | 0 | 0 | 0 | 0 | 0 | 0 | 0 | 0 | 0 | 2 |
| | Riverside County Unincorporated Area | 0 | 0 | 2 | 128 | 0 | 0 | 4 | 11 | 0 | 0 | 12 | 31 | 0 | 0 | 188 |
| | Riverside Unit | 0 | 20 | 0 | 0 | 0 | 5 | 0 | 0 | 5 | 0 | 0 | 0 | 6 | 7 | 43 |
| | Total | 0 | 20 | 2 | 130 | 0 | 5 | 4 | 11 | 5 | 0 | 12 | 31 | 6 | 7 | 233 |
| 29 - Anza | Riverside County Unincorporated Area | 0 | 0 | 4 | 587 | 0 | 1 | 4 | 27 | 0 | 0 | 15 | 27 | 0 | 0 | 665 |
| | Riverside Unit | 0 | 36 | 0 | 0 | 0 | 10 | 0 | 0 | 3 | 0 | 0 | 0 | 1 | 8 | 58 |
| | San Bernardino Forest | 0 | 0 | 0 | 0 | 0 | 0 | 0 | 0 | 0 | 0 | 0 | 0 | 0 | 1 | 1 |
| | Total | 0 | 36 | 4 | 587 | 0 | 11 | 4 | 27 | 3 | 0 | 15 | 27 | 1 | 9 | 724 |
| 30 - Pinyon | Riverside County Unincorporated Area | 0 | 2 | 0 | 47 | 0 | 1 | 1 | 6 | 0 | 0 | 4 | 42 | 2 | 0 | 105 |
| | Riverside Unit | 0 | 4 | 0 | 0 | 0 | 1 | 0 | 0 | 1 | 0 | 0 | 0 | 0 | 0 | 6 |
| | San Bernardino Forest | 0 | 0 | 0 | 0 | 0 | 0 | 0 | 0 | 0 | 0 | 0 | 0 | 0 | 2 | 2 |
| | Total | 0 | 6 | 0 | 47 | 0 | 2 | 1 | 6 | 1 | 0 | 4 | 42 | 2 | 2 | 113 |
| 34 - Winchester | City of Hemet | 0 | 0 | 0 | 2 | 0 | 0 | 0 | 0 | 0 | 0 | 0 | 0 | 0 | 0 | 2 |
| | Riverside County Unincorporated Area | 0 | 17 | 1 | 305 | 0 | 7 | 4 | 17 | 3 | 0 | 8 | 84 | 1 | 5 | 452 |
| | Riverside Unit | 0 | 21 | 0 | 0 | 0 | 7 | 0 | 0 | 2 | 0 | 0 | 0 | 2 | 3 | 35 |
| | Total | 0 | 38 | 1 | 307 | 0 | 14 | 4 | 17 | 5 | 0 | 8 | 84 | 3 | 8 | 489 |
| 52 - Cottonwood | Riverside County Unincorporated Area | 0 | 0 | 2 | 144 | 0 | 1 | 2 | 1 | 0 | 0 | 5 | 41 | 0 | 1 | 197 |
| | Riverside Unit | 0 | 25 | 0 | 0 | 0 | 4 | 0 | 0 | 2 | 0 | 0 | 0 | 1 | 2 | 34 |
| | Total | 0 | 25 | 2 | 144 | 0 | 5 | 2 | 1 | 2 | 0 | 5 | 41 | 1 | 3 | 231 |

Riverside County Fire Department/ CAL FIRE

| | | Com Fire | False Alarm | Haz Mat | Medical | Multi-Fam Dwelling Fire | Other Fire | Other Misc | Public Service Assist | Res Fire | Rescue | Standby | Traffic Collision | Vehicle Fire | Wildland Fire | Total |
|------------------------|--------------------------------------|----------|-------------|---------|---------|-------------------------|------------|------------|-----------------------|----------|--------|---------|-------------------|--------------|---------------|-------|
| 53 - Garner Valley | Riverside County Unincorporated Area | 0 | 2 | 0 | 78 | 0 | 4 | 45 | 4 | 0 | 0 | 1 | 39 | 0 | 0 | 173 |
| | Riverside Unit | 0 | 14 | 0 | 0 | 0 | 2 | 0 | 0 | 0 | 0 | 0 | 0 | 1 | 1 | 18 |
| | San Bernardino Forest | 0 | 0 | 0 | 0 | 0 | 0 | 0 | 0 | 0 | 0 | 0 | 0 | 0 | 3 | 3 |
| | Total | 0 | 16 | 0 | 78 | 0 | 6 | 45 | 4 | 0 | 0 | 1 | 39 | 1 | 4 | 194 |
| 54 - Homeland | City of Menifee | 0 | 2 | 0 | 1 | 0 | 0 | 0 | 1 | 0 | 0 | 0 | 4 | 0 | 1 | 9 |
| | Riverside County Unincorporated Area | 0 | 3 | 1 | 66 | 0 | 1 | 0 | 6 | 2 | 0 | 0 | 5 | 0 | 0 | 84 |
| | Riverside Unit | 0 | 4 | 0 | 0 | 0 | 0 | 0 | 0 | 0 | 0 | 0 | 0 | 0 | 0 | 4 |
| | Total | 0 | 9 | 1 | 67 | 0 | 1 | 0 | 7 | 2 | 0 | 0 | 9 | 0 | 1 | 97 |
| 60 - Canyon Lake | City of Canyon Lake | 0 | 18 | 0 | 264 | 0 | 7 | 2 | 39 | 4 | 0 | 3 | 14 | 1 | 5 | 357 |
| | City of Lake Elsinore | 0 | 0 | 0 | 0 | 0 | 0 | 0 | 0 | 0 | 0 | 0 | 3 | 0 | 0 | 3 |
| | Total | 0 | 18 | 0 | 264 | 0 | 7 | 2 | 39 | 4 | 0 | 3 | 17 | 1 | 5 | 360 |
| 63 - Poppet Flats | Riverside County Unincorporated Area | 0 | 0 | 0 | 48 | 0 | 0 | 2 | 4 | 0 | 0 | 2 | 4 | 0 | 0 | 60 |
| | Riverside Unit | 0 | 1 | 0 | 0 | 0 | 1 | 0 | 0 | 1 | 0 | 0 | 0 | 0 | 0 | 3 |
| | San Bernardino Forest | 0 | 0 | 0 | 0 | 0 | 0 | 0 | 0 | 0 | 0 | 0 | 0 | 0 | 1 | 1 |
| | Total | 0 | 1 | 0 | 48 | 0 | 1 | 2 | 4 | 1 | 0 | 2 | 4 | 0 | 1 | 64 |
| 68 - Menifee | City of Menifee | 0 | 49 | 1 | 398 | 0 | 11 | 3 | 30 | 3 | 0 | 12 | 89 | 3 | 8 | 607 |
| | City of Murrieta | 0 | 0 | 0 | 4 | 0 | 4 | 0 | 0 | 0 | 0 | 0 | 16 | 0 | 0 | 24 |
| | City of Wildomar | 0 | 1 | 0 | 39 | 0 | 2 | 0 | 2 | 0 | 0 | 2 | 4 | 0 | 1 | 51 |
| | Riverside County Unincorporated Area | 0 | 8 | 0 | 97 | 0 | 0 | 0 | 6 | 1 | 0 | 2 | 6 | 0 | 2 | 122 |
| | Total | 0 | 58 | 1 | 538 | 0 | 17 | 3 | 38 | 4 | 0 | 16 | 115 | 3 | 11 | 804 |
| 72 - Valle Vista | City of Hemet | 0 | 0 | 0 | 4 | 0 | 1 | 0 | 1 | 0 | 0 | 0 | 2 | 0 | 0 | 8 |
| | City of San Jacinto | 0 | 2 | 0 | 33 | 0 | 0 | 0 | 5 | 0 | 0 | 0 | 3 | 0 | 0 | 43 |
| | Riverside County Unincorporated Area | 1 | 44 | 2 | 1405 | 1 | 11 | 13 | 109 | 8 | 0 | 26 | 62 | 2 | 4 | 1688 |
| | Riverside Unit | 0 | 12 | 0 | 0 | 1 | 2 | 0 | 0 | 1 | 0 | 0 | 0 | 2 | 1 | 19 |
| | San Bernardino Forest | 0 | 0 | 0 | 0 | 0 | 0 | 0 | 0 | 0 | 0 | 0 | 0 | 0 | 2 | 2 |
| | Total | 1 | 58 | 2 | 1442 | 2 | 14 | 13 | 115 | 9 | 0 | 26 | 67 | 4 | 7 | 1760 |
| 73 - Rancho California | City of Menifee | 0 | 2 | 0 | 0 | 0 | 0 | 0 | 0 | 0 | 0 | 0 | 13 | 0 | 0 | 15 |
| | City of Murrieta | 0 | 2 | 2 | 5 | 0 | 9 | 15 | 3 | 0 | 0 | 2 | 45 | 0 | 1 | 84 |
| | City of Temecula | 8 | 273 | 5 | 1505 | 0 | 13 | 3 | 138 | 4 | 1 | 20 | 259 | 7 | 3 | 2239 |
| | Riverside County Unincorporated Area | 0 | 0 | 0 | 1 | 0 | 0 | 0 | 0 | 0 | 0 | 0 | 0 | 0 | 0 | 1 |
| | Riverside Unit | 0 | 1 | 0 | 0 | 0 | 0 | 0 | 0 | 0 | 0 | 0 | 0 | 0 | 0 | 1 |
| | Total | 8 | 278 | 7 | 1511 | 0 | 22 | 18 | 141 | 4 | 1 | 22 | 317 | 7 | 4 | 2340 |
| 75 - Bear Creek | City of Murrieta | 0 | 1 | 1 | 11 | 0 | 2 | 1 | 0 | 0 | 0 | 2 | 6 | 0 | 0 | 24 |
| | Total | 0 | 1 | 1 | 11 | 0 | 2 | 1 | 0 | 0 | 0 | 2 | 6 | 0 | 0 | 24 |
| 76 - Menifee Lakes | City of Menifee | 0 | 139 | 5 | 1336 | 0 | 11 | 6 | 132 | 7 | 0 | 15 | 175 | 6 | 12 | 1844 |
| | Riverside County Unincorporated Area | 0 | 4 | 0 | 53 | 0 | 0 | 0 | 3 | 0 | 0 | 2 | 8 | 0 | 2 | 72 |
| | Total | 0 | 143 | 5 | 1389 | 0 | 11 | 6 | 135 | 7 | 0 | 17 | 183 | 6 | 14 | 1916 |
| 77 - Lake Riverside | Riverside County Unincorporated Area | 0 | 0 | 1 | 158 | 0 | 0 | 2 | 7 | 0 | 0 | 8 | 21 | 1 | 2 | 200 |
| | Riverside Unit | 0 | 17 | 0 | 0 | 0 | 4 | 0 | 0 | 2 | 0 | 0 | 0 | 2 | 4 | 29 |
| | Total | 0 | 17 | 1 | 158 | 0 | 4 | 2 | 7 | 2 | 0 | 8 | 21 | 3 | 6 | 229 |
| 78 - San Jacinto # 2 | City of Hemet | 0 | 2 | 0 | 11 | 0 | 3 | 22 | 3 | 0 | 0 | 1 | 13 | 1 | 0 | 56 |
| | City of San Jacinto | 0 | 46 | 2 | 561 | 0 | 12 | 1 | 39 | 2 | 0 | 9 | 53 | 6 | 4 | 735 |
| | Riverside County Unincorporated Area | 0 | 2 | 1 | 82 | 0 | 0 | 0 | 5 | 0 | 0 | 0 | 8 | 0 | 1 | 99 |
| | Riverside Unit | 0 | 5 | 0 | 0 | 0 | 2 | 0 | 0 | 0 | 0 | 0 | 0 | 0 | 1 | 8 |
| | Total | 0 | 55 | 3 | 654 | 0 | 17 | 23 | 47 | 2 | 0 | 10 | 74 | 7 | 6 | 898 |
| 83 - French V | City of Menifee | 0 | 0 | 0 | 1 | 0 | 0 | 0 | 0 | 0 | 0 | 0 | 0 | 0 | 0 | 1 |

Riverside County Fire Department/ CAL FIRE

| | | Com Fire | False Alarm | Haz Mat | Medical | Multi-Fam Dwelling Fire | Other Fire | Other Misc | Public Service Assist | Res Fire | Rescue | Standby | Traffic Collision | Vehicle Fire | Wildland Fire | Total |
|---------------------|--------------------------------------|----------|-------------|---------|---------|-------------------------|------------|------------|-----------------------|----------|--------|---------|-------------------|--------------|---------------|-------|
| 83 - French Valley | City of Murrieta | 0 | 2 | 0 | 162 | 0 | 6 | 1 | 4 | 0 | 0 | 2 | 29 | 0 | 1 | 207 |
| | City of Temecula | 0 | 3 | 0 | 95 | 0 | 2 | 0 | 6 | 2 | 0 | 0 | 4 | 0 | 0 | 112 |
| | Riverside County Unincorporated Area | 0 | 81 | 7 | 1159 | 0 | 8 | 2 | 74 | 3 | 0 | 17 | 117 | 1 | 4 | 1473 |
| | Riverside Unit | 0 | 22 | 0 | 0 | 0 | 1 | 0 | 0 | 0 | 0 | 0 | 0 | 1 | 0 | 24 |
| | Total | 0 | 108 | 7 | 1417 | 0 | 17 | 3 | 84 | 5 | 0 | 19 | 150 | 2 | 5 | 1817 |
| 84 - Parkview | City of Temecula | 0 | 124 | 7 | 1490 | 1 | 10 | 3 | 116 | 6 | 1 | 21 | 133 | 7 | 2 | 1921 |
| | Riverside County Unincorporated Area | 0 | 10 | 1 | 221 | 0 | 1 | 0 | 8 | 0 | 0 | 1 | 8 | 0 | 0 | 250 |
| | Riverside Unit | 0 | 14 | 0 | 0 | 0 | 5 | 0 | 0 | 1 | 0 | 0 | 0 | 1 | 0 | 21 |
| | Total | 0 | 148 | 8 | 1711 | 1 | 16 | 3 | 124 | 7 | 1 | 22 | 141 | 8 | 2 | 2192 |
| 92 - Wolf Creek | City of Temecula | 0 | 123 | 6 | 1092 | 0 | 15 | 3 | 48 | 7 | 0 | 16 | 129 | 3 | 2 | 1444 |
| | Riverside County Unincorporated Area | 0 | 13 | 3 | 126 | 0 | 2 | 0 | 9 | 0 | 0 | 4 | 17 | 0 | 1 | 175 |
| | Riverside Unit | 0 | 11 | 0 | 0 | 0 | 0 | 0 | 0 | 0 | 0 | 0 | 0 | 1 | 0 | 12 |
| | Total | 0 | 147 | 9 | 1218 | 0 | 17 | 3 | 57 | 7 | 0 | 20 | 146 | 4 | 3 | 1631 |
| 94 - Canyon Hill | City of Canyon Lake | 0 | 19 | 0 | 257 | 0 | 2 | 0 | 22 | 0 | 0 | 1 | 25 | 1 | 0 | 327 |
| | City of Wildomar | 0 | 0 | 0 | 11 | 0 | 0 | 0 | 0 | 0 | 0 | 1 | 2 | 0 | 0 | 14 |
| | Total | 0 | 19 | 0 | 268 | 0 | 2 | 0 | 22 | 0 | 0 | 2 | 27 | 1 | 0 | 341 |
| 96 - Glen Oaks | Riverside County Unincorporated Area | 0 | 0 | 3 | 295 | 0 | 0 | 0 | 35 | 0 | 0 | 5 | 37 | 0 | 0 | 375 |
| | Riverside Unit | 0 | 38 | 0 | 0 | 0 | 4 | 0 | 0 | 3 | 0 | 0 | 0 | 0 | 3 | 48 |
| | Total | 0 | 38 | 3 | 295 | 0 | 4 | 0 | 35 | 3 | 0 | 5 | 37 | 0 | 3 | 423 |
| 177 - Pechanga # 1 | Pechanga Band of Luiseno Mission | 0 | 8 | 0 | 67 | 0 | 2 | 2 | 4 | 1 | 0 | 0 | 4 | 0 | 0 | 88 |
| | Total | 0 | 8 | 0 | 67 | 0 | 2 | 2 | 4 | 1 | 0 | 0 | 4 | 0 | 0 | 88 |
| 277 - Pechanga # 2 | City of Temecula | 0 | 0 | 0 | 2 | 0 | 1 | 0 | 0 | 0 | 0 | 0 | 0 | 0 | 0 | 3 |
| | Pechanga Band of Luiseno Mission | 1 | 15 | 0 | 524 | 0 | 2 | 3 | 16 | 1 | 0 | 6 | 23 | 3 | 0 | 594 |
| | Riverside County Unincorporated Area | 0 | 0 | 0 | 1 | 0 | 0 | 0 | 0 | 0 | 0 | 0 | 2 | 0 | 0 | 3 |
| | Total | 1 | 15 | 0 | 527 | 0 | 3 | 3 | 16 | 1 | 0 | 6 | 25 | 3 | 0 | 600 |
| 621 - Idyllwild FPD | Idyllwild Fire protection District | 0 | 44 | 0 | 333 | 0 | 1 | 2 | 11 | 2 | 2 | 15 | 29 | 0 | 1 | 440 |
| | Total | 0 | 44 | 0 | 333 | 0 | 1 | 2 | 11 | 2 | 2 | 15 | 29 | 0 | 1 | 440 |
| Total | | 15 | 1936 | 79 | 23404 | 12 | 323 | 178 | 1959 | 126 | 7 | 409 | 2319 | 94 | 129 | 30990 |

Riverside County Fire Department/ CAL FIRE

JOHN BENOIT - SUPERVISORIAL DISTRICT 04

| | | Com Fire | False Alarm | Haz Mat | Medical | Multi-Fam Dwelling Fire | Other Fire | Other Misc | Public Service Assist | Res Fire | Rescue | Standby | Traffic Collision | Vehicle Fire | Wildland Fire | Total |
|---------------------------------|--------------------------------------|----------|-------------|---------|---------|-------------------------|------------|------------|-----------------------|----------|--------|---------|-------------------|--------------|---------------|-------|
| 00 - Out of Jurisdiction | City of Indio | 0 | 0 | 0 | 1 | 0 | 0 | 0 | 0 | 0 | 0 | 0 | 0 | 0 | 0 | 1 |
| | Total | 0 | 0 | 0 | 1 | 0 | 0 | 0 | 0 | 0 | 0 | 0 | 0 | 0 | 0 | 1 |
| 30 - Pinyon | City of Palm Springs | 0 | 0 | 0 | 0 | 0 | 0 | 0 | 0 | 0 | 0 | 0 | 0 | 0 | 1 | 1 |
| | Riverside County Unincorporated Area | 0 | 2 | 0 | 1 | 0 | 0 | 0 | 0 | 0 | 0 | 0 | 18 | 2 | 1 | 24 |
| | Riverside Unit | 0 | 0 | 0 | 0 | 0 | 0 | 0 | 0 | 0 | 0 | 0 | 0 | 0 | 1 | 1 |
| | Total | 0 | 2 | 0 | 1 | 0 | 0 | 0 | 0 | 0 | 0 | 0 | 0 | 18 | 2 | 3 |
| 32 - La Quinta | City of La Quinta | 0 | 127 | 3 | 1011 | 0 | 6 | 2 | 88 | 12 | 1 | 24 | 45 | 7 | 2 | 1328 |
| | Total | 0 | 127 | 3 | 1011 | 0 | 6 | 2 | 88 | 12 | 1 | 24 | 45 | 7 | 2 | 1328 |
| 33 - Palm Desert | City of Palm Desert | 5 | 209 | 6 | 1610 | 0 | 17 | 9 | 129 | 3 | 0 | 30 | 125 | 9 | 3 | 2155 |
| | City of Rancho Mirage | 1 | 44 | 4 | 285 | 0 | 2 | 0 | 31 | 2 | 1 | 4 | 19 | 2 | 0 | 395 |
| | Total | 6 | 253 | 10 | 1895 | 0 | 19 | 9 | 160 | 5 | 1 | 34 | 144 | 11 | 3 | 2550 |
| 35 - Thousand Palms | Cathedral City | 0 | 0 | 1 | 12 | 0 | 5 | 5 | 2 | 0 | 0 | 0 | 8 | 0 | 0 | 33 |
| | City of Palm Desert | 0 | 11 | 2 | 44 | 0 | 2 | 0 | 4 | 0 | 0 | 3 | 12 | 1 | 0 | 79 |
| | City of Palm Springs | 0 | 0 | 0 | 0 | 0 | 3 | 37 | 2 | 0 | 0 | 1 | 0 | 0 | 0 | 43 |
| | City of Rancho Mirage | 2 | 19 | 0 | 249 | 0 | 1 | 1 | 16 | 1 | 0 | 2 | 9 | 0 | 0 | 300 |
| | Riverside County Unincorporated Area | 1 | 73 | 5 | 627 | 0 | 16 | 6 | 88 | 6 | 1 | 24 | 74 | 5 | 4 | 930 |
| | Riverside Unit | 0 | 18 | 0 | 0 | 0 | 2 | 0 | 0 | 1 | 0 | 0 | 0 | 4 | 0 | 25 |
| Total | 3 | 121 | 8 | 932 | 0 | 29 | 49 | 112 | 8 | 1 | 30 | 103 | 10 | 4 | 1410 | |
| 36 - North Palm Springs | City of Palm Springs | 0 | 0 | 0 | 1 | 0 | 0 | 0 | 0 | 0 | 0 | 0 | 0 | 0 | 1 | 2 |
| | Riverside County Unincorporated Area | 0 | 0 | 0 | 0 | 0 | 1 | 0 | 0 | 0 | 0 | 0 | 0 | 0 | 1 | 2 |
| | Total | 0 | 0 | 0 | 1 | 0 | 1 | 0 | 0 | 0 | 0 | 0 | 0 | 0 | 2 | 4 |
| 37 - Desert Hot Springs | Cathedral City | 0 | 0 | 0 | 0 | 0 | 0 | 0 | 0 | 0 | 0 | 0 | 4 | 0 | 0 | 4 |
| | Riverside County Unincorporated Area | 0 | 0 | 0 | 1 | 0 | 0 | 0 | 0 | 0 | 0 | 0 | 2 | 0 | 0 | 3 |
| | Total | 0 | 0 | 0 | 1 | 0 | 0 | 0 | 0 | 0 | 0 | 0 | 6 | 0 | 0 | 7 |
| 39 - Thermal | City of Coachella | 0 | 1 | 0 | 8 | 0 | 1 | 0 | 0 | 0 | 0 | 0 | 3 | 0 | 1 | 14 |
| | Riverside County Unincorporated Area | 0 | 13 | 0 | 136 | 0 | 4 | 2 | 1 | 0 | 0 | 4 | 29 | 8 | 9 | 206 |
| | Riverside Unit | 0 | 0 | 0 | 0 | 0 | 0 | 0 | 0 | 0 | 0 | 0 | 0 | 0 | 2 | 2 |
| | Total | 0 | 14 | 0 | 144 | 0 | 5 | 2 | 1 | 0 | 0 | 4 | 32 | 8 | 12 | 222 |
| 40 - Mecca | City of Coachella | 0 | 0 | 0 | 0 | 0 | 1 | 0 | 0 | 0 | 0 | 0 | 0 | 0 | 0 | 1 |
| | Riverside County Unincorporated Area | 2 | 27 | 0 | 489 | 1 | 26 | 11 | 16 | 4 | 0 | 20 | 57 | 3 | 12 | 668 |
| | Riverside Unit | 0 | 4 | 0 | 0 | 0 | 3 | 0 | 0 | 0 | 0 | 0 | 0 | 1 | 3 | 11 |
| | Total | 2 | 31 | 0 | 489 | 1 | 30 | 11 | 16 | 4 | 0 | 20 | 57 | 4 | 15 | 680 |
| 41 - North Shore | Riverside County Unincorporated Area | 0 | 15 | 2 | 136 | 0 | 8 | 3 | 3 | 0 | 1 | 4 | 19 | 7 | 3 | 201 |
| | Riverside Unit | 0 | 5 | 0 | 0 | 0 | 5 | 0 | 0 | 0 | 0 | 0 | 0 | 0 | 1 | 11 |
| | Total | 0 | 20 | 2 | 136 | 0 | 13 | 3 | 3 | 0 | 1 | 4 | 19 | 7 | 4 | 212 |
| 42 - Oasis | Riverside County Unincorporated Area | 0 | 33 | 0 | 221 | 0 | 11 | 0 | 6 | 7 | 0 | 12 | 28 | 6 | 14 | 338 |
| | Riverside Unit | 0 | 2 | 0 | 0 | 0 | 1 | 0 | 0 | 2 | 0 | 0 | 0 | 1 | 2 | 8 |
| | Total | 0 | 35 | 0 | 221 | 0 | 12 | 0 | 6 | 9 | 0 | 12 | 28 | 7 | 16 | 346 |
| 43 - Blythe | City of Blythe | 0 | 2 | 0 | 18 | 0 | 6 | 11 | 2 | 0 | 0 | 1 | 3 | 0 | 1 | 44 |
| | Riverside County Unincorporated Area | 0 | 11 | 0 | 70 | 0 | 14 | 1 | 0 | 0 | 1 | 9 | 8 | 1 | 8 | 123 |
| | Riverside Unit | 0 | 1 | 0 | 0 | 0 | 2 | 0 | 0 | 0 | 0 | 0 | 0 | 1 | 1 | 5 |
| | Total | 0 | 14 | 0 | 88 | 0 | 22 | 12 | 2 | 0 | 1 | 10 | 11 | 2 | 10 | 172 |
| 44 - Ripley | Riverside County Unincorporated Area | 0 | 4 | 0 | 55 | 0 | 5 | 3 | 4 | 1 | 0 | 2 | 7 | 1 | 3 | 85 |
| | Riverside Unit | 0 | 1 | 0 | 0 | 0 | 1 | 0 | 0 | 1 | 0 | 0 | 0 | 0 | 1 | 4 |

Riverside County Fire Department/ CAL FIRE

| | | Com Fire | False Alarm | Haz Mat | Medical | Multi-Fam Dwelling Fire | Other Fire | Other Misc | Public Service Assist | Res Fire | Rescue | Standby | Traffic Collision | Vehicle Fire | Wildland Fire | Total |
|---------------------------------|--------------------------------------|----------|-------------|---------|---------|-------------------------|------------|------------|-----------------------|----------|--------|---------|-------------------|--------------|---------------|-------|
| 44 - Ripley | Total | 0 | 5 | 0 | 55 | 0 | 6 | 3 | 4 | 2 | 0 | 2 | 7 | 1 | 4 | 89 |
| 45 - Blythe | City of Blythe | 0 | 1 | 1 | 19 | 0 | 2 | 3 | 0 | 0 | 0 | 0 | 1 | 0 | 0 | 27 |
| Air Base | Riverside County Unincorporated Area | 0 | 9 | 0 | 104 | 0 | 7 | 11 | 16 | 3 | 0 | 2 | 29 | 3 | 2 | 186 |
| | Riverside Unit | 0 | 1 | 0 | 0 | 0 | 1 | 0 | 0 | 0 | 0 | 0 | 0 | 1 | 0 | 3 |
| | Total | 0 | 11 | 1 | 123 | 0 | 10 | 14 | 16 | 3 | 0 | 2 | 30 | 4 | 2 | 216 |
| 46 - Riverbend FS | Riverside County Unincorporated Area | 0 | 3 | 0 | 26 | 0 | 3 | 2 | 0 | 0 | 0 | 1 | 11 | 0 | 1 | 47 |
| | Riverside Unit | 0 | 0 | 0 | 0 | 0 | 1 | 0 | 0 | 0 | 0 | 0 | 0 | 0 | 0 | 1 |
| | Total | 0 | 3 | 0 | 26 | 0 | 4 | 2 | 0 | 0 | 0 | 1 | 11 | 0 | 1 | 48 |
| 49 - Lake Tamarisk | Riverside County Unincorporated Area | 0 | 15 | 0 | 112 | 0 | 2 | 3 | 9 | 1 | 0 | 5 | 112 | 7 | 1 | 267 |
| | Riverside Unit | 0 | 2 | 0 | 0 | 0 | 0 | 0 | 0 | 1 | 0 | 0 | 0 | 3 | 0 | 6 |
| | Total | 0 | 17 | 0 | 112 | 0 | 2 | 3 | 9 | 2 | 0 | 5 | 112 | 10 | 1 | 273 |
| 50 - South Rancho Mirage | Cathedral City | 0 | 0 | 0 | 1 | 0 | 0 | 0 | 0 | 0 | 0 | 0 | 0 | 0 | 0 | 1 |
| | City of Palm Springs | 0 | 0 | 0 | 1 | 0 | 1 | 3 | 0 | 1 | 0 | 0 | 0 | 0 | 0 | 6 |
| | City of Rancho Mirage | 1 | 110 | 2 | 689 | 0 | 3 | 2 | 94 | 3 | 0 | 11 | 29 | 1 | 0 | 945 |
| | Riverside County Unincorporated Area | 0 | 1 | 0 | 0 | 0 | 0 | 0 | 0 | 0 | 0 | 0 | 0 | 0 | 0 | 1 |
| | Total | 1 | 111 | 2 | 691 | 0 | 4 | 5 | 94 | 4 | 0 | 11 | 29 | 1 | 0 | 953 |
| 55 - Indian Wells | City of Indian Wells | 0 | 116 | 4 | 618 | 1 | 1 | 2 | 72 | 1 | 0 | 10 | 54 | 0 | 0 | 879 |
| | City of Palm Desert | 3 | 67 | 2 | 666 | 0 | 6 | 1 | 59 | 4 | 0 | 17 | 59 | 0 | 0 | 884 |
| | Total | 3 | 183 | 6 | 1284 | 1 | 7 | 3 | 131 | 5 | 0 | 27 | 113 | 0 | 0 | 1763 |
| 56 - Sky Valley | Riverside County Unincorporated Area | 0 | 26 | 1 | 707 | 0 | 13 | 1 | 49 | 5 | 0 | 13 | 19 | 3 | 3 | 840 |
| | Riverside Unit | 0 | 2 | 0 | 0 | 0 | 3 | 0 | 0 | 0 | 0 | 0 | 0 | 1 | 0 | 6 |
| | Total | 0 | 28 | 1 | 707 | 0 | 16 | 1 | 49 | 5 | 0 | 13 | 19 | 4 | 3 | 846 |
| 67 - Mesa View | City of Indian Wells | 1 | 20 | 0 | 24 | 0 | 0 | 0 | 2 | 0 | 0 | 1 | 3 | 1 | 0 | 52 |
| | City of Palm Desert | 0 | 56 | 2 | 555 | 0 | 1 | 2 | 61 | 7 | 0 | 10 | 11 | 0 | 2 | 707 |
| | Riverside County Unincorporated Area | 0 | 2 | 0 | 5 | 0 | 0 | 0 | 0 | 1 | 0 | 0 | 9 | 1 | 0 | 18 |
| | Total | 1 | 78 | 2 | 584 | 0 | 1 | 2 | 63 | 8 | 0 | 11 | 23 | 2 | 2 | 777 |
| 69 - Rancho Mirage North | Cathedral City | 0 | 0 | 0 | 6 | 0 | 1 | 0 | 1 | 0 | 0 | 0 | 0 | 0 | 0 | 8 |
| | City of Palm Desert | 1 | 89 | 1 | 79 | 0 | 2 | 0 | 9 | 0 | 0 | 2 | 9 | 1 | 0 | 193 |
| | City of Rancho Mirage | 1 | 154 | 1 | 1081 | 1 | 10 | 5 | 211 | 3 | 0 | 12 | 44 | 0 | 0 | 1523 |
| | Riverside County Unincorporated Area | 1 | 62 | 0 | 51 | 0 | 0 | 0 | 1 | 0 | 0 | 0 | 1 | 0 | 0 | 116 |
| | Riverside Unit | 0 | 4 | 0 | 0 | 0 | 0 | 0 | 0 | 0 | 0 | 0 | 0 | 0 | 0 | 4 |
| | Total | 3 | 309 | 2 | 1217 | 1 | 13 | 5 | 222 | 3 | 0 | 14 | 54 | 1 | 0 | 1844 |
| 70 - La Quinta South | City of Indio | 0 | 10 | 0 | 51 | 0 | 4 | 3 | 7 | 0 | 0 | 0 | 2 | 2 | 1 | 80 |
| | City of La Quinta | 0 | 51 | 6 | 353 | 0 | 0 | 3 | 24 | 4 | 0 | 6 | 19 | 3 | 0 | 469 |
| | Riverside County Unincorporated Area | 0 | 11 | 1 | 122 | 0 | 3 | 1 | 1 | 2 | 0 | 3 | 15 | 4 | 5 | 168 |
| | Riverside Unit | 0 | 6 | 0 | 0 | 0 | 1 | 0 | 0 | 0 | 0 | 0 | 0 | 0 | 0 | 7 |
| | Total | 0 | 78 | 7 | 526 | 0 | 8 | 7 | 32 | 6 | 0 | 9 | 36 | 9 | 6 | 724 |
| 71 - Palm Desert North | City of Indian Wells | 0 | 0 | 0 | 0 | 0 | 0 | 0 | 0 | 0 | 0 | 0 | 1 | 0 | 0 | 1 |
| | City of Palm Desert | 4 | 279 | 6 | 2477 | 1 | 12 | 7 | 303 | 3 | 0 | 26 | 110 | 9 | 1 | 3238 |
| | City of Rancho Mirage | 1 | 31 | 1 | 703 | 0 | 0 | 1 | 91 | 1 | 0 | 1 | 17 | 0 | 0 | 847 |
| | Riverside County Unincorporated Area | 0 | 2 | 0 | 15 | 0 | 1 | 0 | 2 | 0 | 0 | 0 | 24 | 0 | 1 | 45 |
| | Riverside Unit | 0 | 1 | 0 | 0 | 0 | 0 | 0 | 0 | 0 | 0 | 0 | 0 | 0 | 0 | 1 |
| | Total | 5 | 313 | 7 | 3195 | 1 | 13 | 8 | 396 | 4 | 0 | 27 | 152 | 9 | 2 | 4132 |
| 79 - Coachella | City of Coachella | 2 | 115 | 5 | 1280 | 2 | 61 | 5 | 39 | 17 | 0 | 31 | 147 | 30 | 25 | 1759 |
| | Riverside County Unincorporated Area | 0 | 4 | 0 | 53 | 0 | 3 | 0 | 3 | 0 | 0 | 3 | 15 | 4 | 0 | 85 |
| | Riverside Unit | 0 | 0 | 0 | 0 | 0 | 1 | 0 | 0 | 0 | 0 | 0 | 0 | 2 | 1 | 4 |

Riverside County Fire Department/ CAL FIRE

| | | Com Fire | False Alarm | Haz Mat | Medical | Multi-Fam Dwelling Fire | Other Fire | Other Misc | Public Service Assist | Res Fire | Rescue | Standby | Traffic Collision | Vehicle Fire | Wildland Fire | Total |
|--------------------------------------|--------------------------------------|----------|-------------|---------|---------|-------------------------|------------|------------|-----------------------|----------|--------|---------|-------------------|--------------|---------------|-------|
| 79 - Coachella | Total | 2 | 119 | 5 | 1333 | 2 | 65 | 5 | 42 | 17 | 0 | 34 | 162 | 36 | 26 | 1848 |
| 80 - Del Webb (Indio Stn # 4) | City of Indio | 1 | 34 | 3 | 402 | 0 | 5 | 1 | 50 | 0 | 0 | 16 | 57 | 9 | 8 | 586 |
| | Riverside County Unincorporated Area | 0 | 2 | 0 | 3 | 0 | 0 | 0 | 0 | 0 | 0 | 0 | 11 | 1 | 0 | 17 |
| | Riverside Unit | 0 | 2 | 0 | 0 | 0 | 0 | 0 | 0 | 0 | 0 | 0 | 0 | 0 | 0 | 2 |
| | Total | 1 | 38 | 3 | 405 | 0 | 5 | 1 | 50 | 0 | 0 | 16 | 68 | 10 | 8 | 605 |
| 81 - North Bermuda Dunes | City of Indio | 0 | 12 | 0 | 21 | 0 | 2 | 0 | 3 | 0 | 0 | 0 | 12 | 3 | 0 | 53 |
| | City of Palm Desert | 1 | 23 | 3 | 316 | 2 | 6 | 0 | 30 | 1 | 0 | 6 | 24 | 1 | 0 | 413 |
| | Riverside County Unincorporated Area | 0 | 69 | 5 | 1364 | 2 | 8 | 6 | 299 | 3 | 0 | 16 | 88 | 3 | 2 | 1865 |
| | Riverside Unit | 0 | 17 | 0 | 0 | 0 | 1 | 0 | 0 | 0 | 0 | 0 | 0 | 1 | 0 | 19 |
| | Total | 1 | 121 | 8 | 1701 | 4 | 17 | 6 | 332 | 4 | 0 | 22 | 124 | 8 | 2 | 2350 |
| 86 - Indio # 1 | City of Coachella | 0 | 24 | 1 | 251 | 0 | 6 | 0 | 16 | 2 | 0 | 6 | 34 | 5 | 2 | 347 |
| | City of Indio | 6 | 208 | 2 | 2109 | 2 | 36 | 11 | 131 | 10 | 1 | 28 | 114 | 20 | 9 | 2687 |
| | Riverside County Unincorporated Area | 0 | 4 | 0 | 58 | 0 | 5 | 1 | 1 | 1 | 0 | 0 | 12 | 1 | 1 | 84 |
| | Riverside Unit | 0 | 0 | 0 | 0 | 0 | 0 | 0 | 0 | 0 | 0 | 0 | 0 | 0 | 1 | 1 |
| | Total | 6 | 236 | 3 | 2418 | 2 | 47 | 12 | 148 | 13 | 1 | 34 | 160 | 26 | 13 | 3119 |
| 87 - Indio # 2 | City of Coachella | 0 | 7 | 0 | 69 | 0 | 2 | 0 | 0 | 1 | 0 | 3 | 26 | 6 | 2 | 116 |
| | City of Indio | 5 | 83 | 1 | 660 | 0 | 11 | 3 | 45 | 9 | 1 | 16 | 88 | 10 | 5 | 937 |
| | Riverside County Unincorporated Area | 0 | 13 | 1 | 141 | 0 | 8 | 1 | 2 | 0 | 0 | 3 | 36 | 12 | 4 | 221 |
| | Riverside Unit | 0 | 1 | 0 | 0 | 0 | 1 | 0 | 0 | 0 | 0 | 0 | 0 | 0 | 2 | 4 |
| | Total | 5 | 104 | 2 | 870 | 0 | 22 | 4 | 47 | 10 | 1 | 22 | 150 | 28 | 13 | 1278 |
| 88 - Indio # 3 | City of Indio | 1 | 146 | 4 | 1238 | 4 | 20 | 9 | 105 | 7 | 0 | 23 | 112 | 9 | 3 | 1681 |
| | City of La Quinta | 0 | 19 | 0 | 172 | 0 | 0 | 1 | 10 | 0 | 0 | 2 | 17 | 0 | 0 | 221 |
| | Riverside County Unincorporated Area | 0 | 2 | 1 | 89 | 0 | 1 | 0 | 14 | 0 | 0 | 6 | 7 | 1 | 1 | 122 |
| | Total | 1 | 167 | 5 | 1499 | 4 | 21 | 10 | 129 | 7 | 0 | 31 | 136 | 10 | 4 | 2024 |
| 93 - La Quinta North | City of Indian Wells | 0 | 10 | 0 | 93 | 0 | 0 | 1 | 41 | 0 | 0 | 3 | 10 | 0 | 0 | 158 |
| | City of Indio | 0 | 26 | 1 | 189 | 0 | 1 | 2 | 34 | 0 | 0 | 3 | 25 | 3 | 1 | 285 |
| | City of La Quinta | 1 | 98 | 1 | 799 | 0 | 3 | 1 | 59 | 4 | 0 | 13 | 89 | 3 | 1 | 1072 |
| | City of Palm Desert | 0 | 6 | 1 | 100 | 0 | 0 | 0 | 9 | 0 | 0 | 0 | 3 | 0 | 0 | 119 |
| | Riverside County Unincorporated Area | 0 | 23 | 0 | 177 | 0 | 0 | 0 | 21 | 0 | 0 | 5 | 15 | 1 | 0 | 242 |
| | Riverside Unit | 0 | 3 | 0 | 0 | 0 | 1 | 0 | 0 | 0 | 0 | 0 | 0 | 0 | 0 | 4 |
| | Total | 1 | 166 | 3 | 1358 | 0 | 5 | 4 | 164 | 4 | 0 | 24 | 142 | 7 | 2 | 1880 |
| Total | | 41 | 2704 | 80 | 23024 | 16 | 403 | 183 | 2316 | 135 | 7 | 443 | 1991 | 224 | 160 | 31727 |

Riverside County Fire Department/ CAL FIRE

MARION ASHLEY - SUPERVISORIAL DISTRICT 05

| | | Com Fire | False Alarm | Haz Mat | Medical | Multi-Fam Dwelling Fire | Other Fire | Other Misc | Public Service Assist | Res Fire | Rescue | Standby | Traffic Collision | Vehicle Fire | Wildland Fire | Total |
|--------------------------|--------------------------------------|----------|-------------|-----------|-------------|-------------------------|------------|------------|-----------------------|-----------|----------|-----------|-------------------|--------------|---------------|-------------|
| 01 - Perris | City of Menifee | 0 | 0 | 0 | 4 | 0 | 0 | 0 | 0 | 0 | 0 | 0 | 2 | 0 | 0 | 6 |
| | City of Perris | 4 | 179 | 9 | 2218 | 0 | 26 | 127 | 112 | 10 | 1 | 42 | 225 | 14 | 23 | 2990 |
| | Riverside County Unincorporated Area | 0 | 11 | 0 | 146 | 0 | 3 | 1 | 4 | 0 | 0 | 7 | 15 | 2 | 0 | 189 |
| | Riverside Unit | 0 | 7 | 0 | 0 | 0 | 3 | 0 | 0 | 2 | 0 | 0 | 0 | 0 | 0 | 12 |
| | Total | 4 | 197 | 9 | 2368 | 0 | 32 | 128 | 116 | 12 | 1 | 49 | 242 | 16 | 23 | 3197 |
| 02 - Sunnymead | City of Moreno Valley | 1 | 174 | 6 | 2802 | 1 | 26 | 1 | 115 | 25 | 0 | 41 | 184 | 8 | 2 | 3386 |
| | Total | 1 | 174 | 6 | 2802 | 1 | 26 | 1 | 115 | 25 | 0 | 41 | 184 | 8 | 2 | 3386 |
| 03 - Nuview | City of Perris | 0 | 1 | 0 | 6 | 0 | 0 | 0 | 0 | 0 | 0 | 0 | 3 | 2 | 0 | 12 |
| | Riverside County Unincorporated Area | 0 | 37 | 3 | 446 | 0 | 8 | 4 | 22 | 3 | 0 | 24 | 38 | 4 | 6 | 595 |
| | Riverside Unit | 0 | 18 | 0 | 0 | 0 | 6 | 0 | 0 | 0 | 0 | 0 | 0 | 3 | 3 | 30 |
| | Total | 0 | 56 | 3 | 452 | 0 | 14 | 4 | 22 | 3 | 0 | 24 | 41 | 9 | 9 | 637 |
| 04 - Cajalco | Riverside County Unincorporated Area | 0 | 0 | 0 | 6 | 0 | 0 | 0 | 0 | 0 | 0 | 0 | 0 | 0 | 0 | 6 |
| | Total | 0 | 0 | 0 | 6 | 0 | 0 | 0 | 0 | 0 | 0 | 0 | 0 | 0 | 0 | 6 |
| 05 - Quail Valley | City of Menifee | 0 | 0 | 0 | 1 | 0 | 0 | 0 | 0 | 0 | 0 | 0 | 1 | 0 | 0 | 2 |
| | City of Perris | 0 | 6 | 0 | 89 | 0 | 1 | 0 | 0 | 0 | 0 | 2 | 3 | 0 | 0 | 101 |
| | Total | 0 | 6 | 0 | 90 | 0 | 1 | 0 | 0 | 0 | 0 | 2 | 4 | 0 | 0 | 103 |
| 06 - Edgemont FS | City of Moreno Valley | 1 | 214 | 9 | 2732 | 8 | 36 | 6 | 104 | 11 | 0 | 44 | 220 | 12 | 9 | 3406 |
| | City of Riverside | 0 | 1 | 0 | 1 | 0 | 0 | 0 | 0 | 0 | 0 | 0 | 2 | 0 | 0 | 4 |
| | Riverside County Unincorporated Area | 0 | 4 | 1 | 32 | 0 | 2 | 0 | 4 | 0 | 0 | 0 | 66 | 2 | 0 | 111 |
| | Riverside Unit | 0 | 2 | 0 | 0 | 0 | 1 | 0 | 0 | 0 | 0 | 0 | 0 | 0 | 0 | 3 |
| | Total | 1 | 221 | 10 | 2765 | 8 | 39 | 6 | 108 | 11 | 0 | 44 | 288 | 14 | 9 | 3524 |
| 07 - Sun City | City of Menifee | 0 | 5 | 0 | 69 | 0 | 2 | 0 | 1 | 0 | 0 | 1 | 10 | 1 | 0 | 89 |
| | City of Perris | 0 | 6 | 3 | 45 | 0 | 3 | 0 | 2 | 0 | 0 | 5 | 50 | 3 | 1 | 118 |
| | Total | 0 | 11 | 3 | 114 | 0 | 5 | 0 | 3 | 0 | 0 | 6 | 60 | 4 | 1 | 207 |
| 09 - Goodmeadow | City of Perris | 0 | 1 | 0 | 1 | 0 | 0 | 0 | 0 | 0 | 0 | 0 | 2 | 0 | 0 | 4 |
| | Riverside County Unincorporated Area | 0 | 2 | 1 | 439 | 0 | 1 | 6 | 19 | 0 | 0 | 23 | 37 | 0 | 1 | 529 |
| | Riverside Unit | 0 | 27 | 0 | 0 | 0 | 35 | 0 | 0 | 8 | 0 | 0 | 0 | 8 | 14 | 92 |
| | Total | 0 | 30 | 1 | 440 | 0 | 36 | 6 | 19 | 8 | 0 | 23 | 39 | 8 | 15 | 625 |
| 10 - Elsinore | City of Lake Elsinore | 0 | 0 | 0 | 1 | 0 | 0 | 0 | 0 | 0 | 0 | 0 | 0 | 0 | 0 | 1 |
| | Riverside County Unincorporated Area | 0 | 0 | 0 | 149 | 0 | 0 | 1 | 12 | 0 | 0 | 1 | 3 | 0 | 0 | 166 |
| | Riverside Unit | 1 | 9 | 0 | 0 | 0 | 2 | 0 | 0 | 0 | 0 | 0 | 0 | 1 | 2 | 15 |
| | Total | 1 | 9 | 0 | 150 | 0 | 2 | 1 | 12 | 0 | 0 | 1 | 3 | 1 | 2 | 182 |
| 19 - Highgrove | Riverside County Unincorporated Area | 1 | 14 | 1 | 279 | 0 | 3 | 2 | 7 | 0 | 0 | 14 | 29 | 2 | 4 | 356 |
| | Riverside Unit | 0 | 3 | 0 | 0 | 0 | 1 | 0 | 0 | 0 | 0 | 0 | 0 | 0 | 0 | 4 |
| | Total | 1 | 17 | 1 | 279 | 0 | 4 | 2 | 7 | 0 | 0 | 14 | 29 | 2 | 4 | 360 |
| 20 - Beaumont | City of Banning | 2 | 67 | 3 | 1879 | 0 | 17 | 3 | 188 | 3 | 0 | 19 | 75 | 5 | 4 | 2265 |
| | City of Beaumont | 1 | 61 | 1 | 608 | 0 | 10 | 6 | 66 | 2 | 0 | 16 | 50 | 4 | 4 | 829 |
| | Riverside County Unincorporated Area | 0 | 1 | 0 | 32 | 0 | 0 | 0 | 5 | 0 | 0 | 4 | 5 | 0 | 0 | 47 |
| | Riverside Unit | 0 | 1 | 0 | 0 | 0 | 1 | 0 | 0 | 0 | 0 | 0 | 0 | 1 | 2 | 5 |
| | Total | 3 | 130 | 4 | 2519 | 0 | 28 | 9 | 259 | 5 | 0 | 39 | 130 | 10 | 10 | 3146 |
| 21 - Calimesa | City of Beaumont | 0 | 7 | 0 | 69 | 0 | 0 | 1 | 2 | 2 | 0 | 3 | 9 | 0 | 0 | 93 |
| | City of Calimesa | 0 | 29 | 1 | 696 | 0 | 7 | 2 | 68 | 4 | 1 | 10 | 58 | 8 | 4 | 888 |
| | Riverside County Unincorporated Area | 0 | 0 | 0 | 3 | 0 | 1 | 0 | 0 | 0 | 0 | 0 | 0 | 0 | 0 | 4 |
| | Riverside Unit | 0 | 0 | 0 | 0 | 0 | 1 | 0 | 0 | 0 | 0 | 0 | 0 | 0 | 0 | 1 |

Riverside County Fire Department/ CAL FIRE

| | | Com Fire | False Alarm | Haz Mat | Medical | Multi-Fam Dwelling Fire | Other Fire | Other Misc | Public Service Assist | Res Fire | Rescue | Standby | Traffic Collision | Vehicle Fire | Wildland Fire | Total |
|--------------------------------|--------------------------------------|----------|-------------|---------|---------|-------------------------|------------|------------|-----------------------|----------|--------|---------|-------------------|--------------|---------------|-------|
| 21 - Calimesa | Total | 0 | 36 | 1 | 768 | 0 | 9 | 3 | 70 | 6 | 1 | 13 | 67 | 8 | 4 | 986 |
| 22 - Cherry Valley | City of Beaumont | 0 | 16 | 2 | 354 | 1 | 3 | 3 | 38 | 2 | 0 | 11 | 13 | 1 | 0 | 444 |
| | City of Calimesa | 0 | 2 | 0 | 60 | 0 | 0 | 0 | 4 | 0 | 0 | 2 | 2 | 1 | 0 | 71 |
| | Riverside County Unincorporated Area | 0 | 36 | 1 | 458 | 0 | 3 | 8 | 68 | 1 | 1 | 20 | 25 | 0 | 1 | 622 |
| | Riverside Unit | 0 | 20 | 0 | 0 | 0 | 3 | 0 | 0 | 1 | 0 | 0 | 0 | 2 | 5 | 31 |
| | Total | 0 | 74 | 3 | 872 | 1 | 9 | 11 | 110 | 4 | 1 | 33 | 40 | 4 | 6 | 1168 |
| 24 - Cabazon | City of Banning | 0 | 4 | 0 | 4 | 0 | 2 | 0 | 0 | 0 | 0 | 0 | 12 | 3 | 1 | 26 |
| | City of Palm Springs | 0 | 0 | 0 | 0 | 0 | 2 | 0 | 0 | 0 | 0 | 0 | 0 | 0 | 1 | 3 |
| | Riverside County Unincorporated Area | 0 | 27 | 3 | 520 | 0 | 8 | 3 | 22 | 5 | 0 | 24 | 120 | 6 | 8 | 746 |
| | Riverside Unit | 0 | 29 | 0 | 0 | 0 | 6 | 0 | 0 | 4 | 0 | 0 | 0 | 6 | 15 | 60 |
| | Total | 0 | 60 | 3 | 524 | 0 | 18 | 3 | 22 | 9 | 0 | 24 | 132 | 15 | 25 | 835 |
| 34 - Winchester | Riverside County Unincorporated Area | 0 | 0 | 0 | 1 | 0 | 0 | 0 | 0 | 0 | 0 | 0 | 0 | 0 | 0 | 1 |
| Total | 0 | 0 | 0 | 1 | 0 | 0 | 0 | 0 | 0 | 0 | 0 | 0 | 0 | 0 | 1 | |
| 35 - Thousand Palms | Cathedral City | 0 | 1 | 0 | 0 | 0 | 1 | 0 | 0 | 0 | 0 | 0 | 2 | 0 | 0 | 4 |
| | City of Desert Hot Springs | 0 | 1 | 0 | 2 | 0 | 0 | 0 | 0 | 0 | 0 | 1 | 1 | 0 | 0 | 5 |
| | Total | 0 | 2 | 0 | 2 | 0 | 1 | 0 | 0 | 0 | 0 | 1 | 3 | 0 | 0 | 9 |
| 36 - North Palm Springs | Cathedral City | 0 | 0 | 0 | 0 | 0 | 0 | 0 | 0 | 0 | 0 | 0 | 1 | 0 | 0 | 1 |
| | City of Desert Hot Springs | 0 | 9 | 0 | 73 | 0 | 4 | 0 | 1 | 0 | 0 | 5 | 34 | 5 | 9 | 140 |
| | City of Palm Springs | 0 | 4 | 0 | 6 | 0 | 7 | 1 | 0 | 0 | 0 | 0 | 7 | 0 | 1 | 26 |
| | Riverside County Unincorporated Area | 0 | 23 | 0 | 203 | 0 | 12 | 0 | 13 | 1 | 0 | 26 | 105 | 9 | 12 | 404 |
| | Riverside Unit | 0 | 9 | 0 | 0 | 0 | 8 | 0 | 0 | 1 | 0 | 0 | 0 | 4 | 11 | 33 |
| | Total | 0 | 45 | 0 | 282 | 0 | 31 | 1 | 14 | 2 | 0 | 31 | 147 | 18 | 33 | 604 |
| 37 - Desert Hot Springs | Cathedral City | 0 | 0 | 0 | 2 | 0 | 0 | 0 | 1 | 0 | 0 | 0 | 5 | 1 | 0 | 9 |
| | City of Desert Hot Springs | 3 | 227 | 6 | 3047 | 5 | 69 | 5 | 156 | 14 | 1 | 56 | 111 | 13 | 14 | 3727 |
| | Riverside County Unincorporated Area | 1 | 15 | 1 | 301 | 0 | 6 | 2 | 19 | 2 | 0 | 9 | 21 | 2 | 3 | 382 |
| | Riverside Unit | 0 | 4 | 0 | 0 | 0 | 3 | 0 | 0 | 1 | 0 | 0 | 0 | 1 | 0 | 9 |
| | Total | 4 | 246 | 7 | 3350 | 5 | 78 | 7 | 176 | 17 | 1 | 65 | 137 | 17 | 17 | 4127 |
| 48 - Sunnymead Ranch | City of Moreno Valley | 2 | 79 | 2 | 1032 | 0 | 12 | 1 | 37 | 7 | 1 | 13 | 64 | 4 | 4 | 1258 |
| | Riverside County Unincorporated Area | 0 | 0 | 0 | 39 | 0 | 0 | 1 | 2 | 0 | 0 | 0 | 33 | 0 | 0 | 75 |
| | Riverside Unit | 0 | 4 | 0 | 0 | 0 | 1 | 0 | 0 | 1 | 0 | 0 | 0 | 3 | 0 | 9 |
| | Total | 2 | 83 | 2 | 1071 | 0 | 13 | 2 | 39 | 8 | 1 | 13 | 97 | 7 | 4 | 1342 |
| 54 - Homeland | City of Menifee | 0 | 20 | 3 | 200 | 0 | 5 | 0 | 14 | 1 | 0 | 6 | 27 | 7 | 1 | 284 |
| | City of Perris | 0 | 0 | 0 | 1 | 0 | 0 | 0 | 0 | 1 | 0 | 0 | 0 | 1 | 0 | 3 |
| | Riverside County Unincorporated Area | 0 | 40 | 2 | 631 | 0 | 8 | 1 | 44 | 6 | 0 | 17 | 37 | 7 | 3 | 796 |
| | Riverside Unit | 0 | 23 | 0 | 0 | 0 | 11 | 0 | 0 | 1 | 0 | 0 | 0 | 5 | 2 | 42 |
| | Total | 0 | 83 | 5 | 832 | 0 | 24 | 1 | 58 | 9 | 0 | 23 | 64 | 20 | 6 | 1125 |
| 56 - Sky Valley | Riverside County Unincorporated Area | 0 | 7 | 0 | 49 | 0 | 2 | 0 | 0 | 0 | 0 | 1 | 10 | 0 | 2 | 71 |
| | Total | 0 | 7 | 0 | 49 | 0 | 2 | 0 | 0 | 0 | 0 | 1 | 10 | 0 | 2 | 71 |
| 58 - Moreno | City of Moreno Valley | 0 | 70 | 5 | 682 | 1 | 7 | 4 | 51 | 4 | 1 | 13 | 109 | 8 | 2 | 957 |
| | Riverside County Unincorporated Area | 0 | 0 | 1 | 32 | 0 | 0 | 0 | 1 | 0 | 1 | 5 | 49 | 0 | 0 | 89 |
| | Riverside Unit | 0 | 8 | 0 | 0 | 0 | 6 | 0 | 0 | 1 | 0 | 0 | 0 | 2 | 3 | 20 |
| | Total | 0 | 78 | 6 | 714 | 1 | 13 | 4 | 52 | 5 | 2 | 18 | 158 | 10 | 5 | 1066 |
| 59 - Mead Valley | City of Perris | 0 | 7 | 0 | 15 | 0 | 3 | 0 | 0 | 1 | 0 | 4 | 4 | 1 | 0 | 35 |
| | Riverside County Unincorporated Area | 0 | 3 | 0 | 78 | 0 | 1 | 0 | 3 | 0 | 0 | 9 | 46 | 3 | 3 | 146 |
| | Riverside Unit | 0 | 6 | 0 | 0 | 0 | 5 | 0 | 0 | 1 | 0 | 0 | 0 | 0 | 1 | 13 |
| | Total | 0 | 16 | 0 | 93 | 0 | 9 | 0 | 3 | 2 | 0 | 13 | 50 | 4 | 4 | 194 |

Riverside County Fire Department/ CAL FIRE

| | | Com Fire | False Alarm | Haz Mat | Medical | Multi-Fam Dwelling Fire | Other Fire | Other Misc | Public Service Assist | Res Fire | Rescue | Standby | Traffic Collision | Vehicle Fire | Wildland Fire | Total |
|-----------------------------|--------------------------------------|----------|-------------|---------|---------|-------------------------|------------|------------|-----------------------|----------|--------|---------|-------------------|--------------|---------------|-------|
| 60 - Canyon Lake | City of Lake Elsinore | 0 | 0 | 0 | 4 | 0 | 0 | 1 | 0 | 0 | 0 | 0 | 0 | 0 | 0 | 5 |
| | Riverside County Unincorporated Area | 0 | 0 | 0 | 151 | 0 | 0 | 0 | 10 | 0 | 0 | 8 | 16 | 0 | 0 | 185 |
| | Riverside Unit | 0 | 8 | 0 | 0 | 0 | 5 | 0 | 0 | 0 | 0 | 0 | 0 | 0 | 4 | 17 |
| | Total | 0 | 8 | 0 | 155 | 0 | 5 | 1 | 10 | 0 | 0 | 8 | 16 | 0 | 4 | 207 |
| 63 - Poppet Flats | Riverside County Unincorporated Area | 0 | 2 | 0 | 11 | 0 | 0 | 0 | 1 | 0 | 0 | 2 | 9 | 0 | 4 | 29 |
| | Riverside Unit | 0 | 0 | 0 | 0 | 0 | 0 | 0 | 0 | 0 | 0 | 0 | 0 | 0 | 1 | 1 |
| | Total | 0 | 2 | 0 | 11 | 0 | 0 | 0 | 1 | 0 | 0 | 2 | 9 | 0 | 5 | 30 |
| 65 - Kennedy Park | City of Moreno Valley | 1 | 173 | 6 | 2370 | 0 | 25 | 6 | 72 | 15 | 0 | 46 | 187 | 14 | 1 | 2916 |
| | March Air Reserve Base | 0 | 0 | 0 | 11 | 0 | 0 | 0 | 0 | 0 | 0 | 0 | 0 | 0 | 0 | 11 |
| | Riverside County Unincorporated Area | 0 | 6 | 0 | 51 | 0 | 0 | 0 | 1 | 0 | 0 | 0 | 2 | 0 | 0 | 60 |
| | Riverside Unit | 0 | 1 | 0 | 0 | 0 | 0 | 0 | 0 | 0 | 0 | 0 | 0 | 0 | 0 | 1 |
| | Total | 1 | 180 | 6 | 2432 | 0 | 25 | 6 | 73 | 15 | 0 | 46 | 189 | 14 | 1 | 2988 |
| 66 - Beaumont City | City of Banning | 0 | 0 | 0 | 0 | 0 | 0 | 0 | 0 | 0 | 0 | 0 | 6 | 1 | 1 | 8 |
| | City of Beaumont | 0 | 117 | 4 | 1165 | 3 | 17 | 11 | 53 | 7 | 0 | 26 | 155 | 9 | 11 | 1578 |
| | City of Calimesa | 0 | 3 | 0 | 5 | 0 | 0 | 0 | 0 | 0 | 1 | 0 | 14 | 0 | 1 | 24 |
| | Riverside County Unincorporated Area | 0 | 0 | 2 | 33 | 0 | 0 | 1 | 0 | 0 | 0 | 1 | 65 | 0 | 0 | 102 |
| | Riverside Unit | 0 | 5 | 0 | 0 | 0 | 1 | 0 | 0 | 0 | 0 | 0 | 0 | 0 | 2 | 8 |
| | Total | 0 | 125 | 6 | 1203 | 3 | 18 | 12 | 53 | 7 | 1 | 27 | 240 | 10 | 15 | 1720 |
| 78 - San Jacinto # 2 | Riverside County Unincorporated Area | 0 | 1 | 0 | 11 | 0 | 0 | 0 | 0 | 0 | 2 | 0 | 56 | 1 | 1 | 72 |
| | Riverside Unit | 0 | 1 | 0 | 0 | 0 | 1 | 0 | 0 | 0 | 0 | 0 | 0 | 1 | 2 | 5 |
| | Total | 0 | 2 | 0 | 11 | 0 | 1 | 0 | 0 | 0 | 2 | 0 | 56 | 2 | 3 | 77 |
| 89 - Banning | City of Banning | 3 | 93 | 4 | 1405 | 1 | 36 | 6 | 95 | 11 | 0 | 36 | 99 | 6 | 24 | 1819 |
| | Riverside County Unincorporated Area | 0 | 1 | 2 | 195 | 0 | 0 | 1 | 3 | 0 | 0 | 2 | 24 | 0 | 1 | 229 |
| | Riverside Unit | 0 | 4 | 0 | 0 | 0 | 1 | 0 | 0 | 0 | 0 | 0 | 0 | 1 | 3 | 9 |
| | Total | 3 | 98 | 6 | 1600 | 1 | 37 | 7 | 98 | 11 | 0 | 38 | 123 | 7 | 28 | 2057 |
| 90 - North Perris | City of Perris | 2 | 143 | 5 | 1684 | 0 | 32 | 2 | 60 | 23 | 0 | 32 | 144 | 12 | 13 | 2152 |
| | Riverside County Unincorporated Area | 0 | 10 | 0 | 100 | 0 | 3 | 1 | 3 | 0 | 0 | 0 | 14 | 1 | 2 | 134 |
| | Riverside Unit | 0 | 4 | 0 | 0 | 0 | 3 | 0 | 0 | 0 | 0 | 0 | 0 | 1 | 0 | 8 |
| | Total | 2 | 157 | 5 | 1784 | 0 | 38 | 3 | 63 | 23 | 0 | 32 | 158 | 14 | 15 | 2294 |
| 91 - College Park | City of Moreno Valley | 1 | 299 | 6 | 1981 | 1 | 24 | 5 | 71 | 16 | 2 | 21 | 138 | 11 | 9 | 2585 |
| | City of Perris | 0 | 1 | 0 | 26 | 0 | 0 | 0 | 0 | 0 | 0 | 1 | 1 | 0 | 0 | 29 |
| | Riverside County Unincorporated Area | 0 | 0 | 0 | 30 | 0 | 0 | 0 | 0 | 0 | 0 | 0 | 1 | 0 | 0 | 31 |
| | Riverside Unit | 0 | 0 | 0 | 0 | 0 | 1 | 0 | 0 | 0 | 0 | 0 | 0 | 0 | 0 | 1 |
| | Total | 1 | 300 | 6 | 2037 | 1 | 25 | 5 | 71 | 16 | 2 | 22 | 140 | 11 | 9 | 2646 |
| 99 - Morrison | City of Moreno Valley | 1 | 15 | 1 | 218 | 0 | 1 | 1 | 4 | 1 | 0 | 0 | 19 | 2 | 0 | 263 |
| | Total | 1 | 15 | 1 | 218 | 0 | 1 | 1 | 4 | 1 | 0 | 0 | 19 | 2 | 0 | 263 |
| 278 - Morongo # 1 | Morongo Band of Mission Indians | 5 | 32 | 0 | 423 | 0 | 26 | 1 | 10 | 0 | 1 | 12 | 13 | 2 | 3 | 528 |
| | Total | 5 | 32 | 0 | 423 | 0 | 26 | 1 | 10 | 0 | 1 | 12 | 13 | 2 | 3 | 528 |
| Total | | 30 | 2500 | 94 | 30417 | 21 | 570 | 225 | 1588 | 199 | 13 | 665 | 2888 | 237 | 264 | 39711 |

Riverside County Fire Department/ CAL FIRE

NOT TIED TO A DISTRICT (I.E. PALO VERDE OR OTHER NON RVC DISTRICT AREAS)

| | Com Fire | False Alarm | Medical | Multi-Fam Dwelling Fire | Other Fire | Other Misc | Public Service Assist | Res Fire | Rescue | Standby | Traffic Collision | Vehicle Fire | Wildland Fire | Total |
|---------------------------------------|----------|-------------|---------|-------------------------|------------|------------|-----------------------|----------|--------|---------|-------------------|--------------|---------------|-------|
| 00 - Out of Jurisdiction Calls | 0 | 0 | 0 | 0 | 0 | 1 | 0 | 0 | 0 | 0 | 0 | 0 | 5 | 6 |
| City of Indio | 0 | 0 | 1 | 0 | 0 | 0 | 0 | 0 | 0 | 0 | 0 | 0 | 0 | 1 |
| Out of Jurisdiction Call | 0 | 0 | 3 | 0 | 3 | 38 | 0 | 0 | 0 | 0 | 0 | 0 | 138 | 182 |
| Riverside County Unincorporated Area | 0 | 0 | 0 | 0 | 0 | 0 | 0 | 0 | 0 | 0 | 0 | 0 | 1 | 1 |
| San Bernardino Forest | 0 | 0 | 0 | 0 | 0 | 0 | 0 | 0 | 0 | 0 | 0 | 0 | 1 | 1 |
| Total | 0 | 0 | 4 | 0 | 3 | 39 | 0 | 0 | 0 | 0 | 0 | 0 | 145 | 191 |
| 12 - Temecula | 0 | 0 | 1 | 0 | 0 | 0 | 0 | 0 | 0 | 0 | 1 | 0 | 3 | 5 |
| Out of Jurisdiction Call | 0 | 0 | 1 | 0 | 0 | 0 | 0 | 0 | 0 | 0 | 1 | 0 | 3 | 5 |
| Total | 0 | 0 | 1 | 0 | 0 | 0 | 0 | 0 | 0 | 0 | 1 | 0 | 3 | 5 |
| 14 - Corona | 0 | 1 | 0 | 0 | 2 | 0 | 0 | 0 | 0 | 0 | 0 | 0 | 1 | 4 |
| Out of Jurisdiction Call | 0 | 1 | 0 | 0 | 2 | 0 | 0 | 0 | 0 | 0 | 0 | 0 | 1 | 4 |
| Total | 0 | 1 | 0 | 0 | 2 | 0 | 0 | 0 | 0 | 0 | 0 | 0 | 1 | 4 |
| 17 - Glen Avon | 0 | 0 | 0 | 0 | 2 | 0 | 1 | 0 | 0 | 0 | 10 | 0 | 0 | 13 |
| Out of Jurisdiction Call | 0 | 0 | 0 | 0 | 2 | 0 | 1 | 0 | 0 | 0 | 10 | 0 | 0 | 13 |
| Total | 0 | 0 | 0 | 0 | 2 | 0 | 1 | 0 | 0 | 0 | 10 | 0 | 0 | 13 |
| 19 - Highgrove | 0 | 0 | 7 | 0 | 4 | 6 | 1 | 0 | 0 | 0 | 2 | 0 | 0 | 20 |
| Out of Jurisdiction Call | 0 | 0 | 7 | 0 | 4 | 6 | 1 | 0 | 0 | 0 | 2 | 0 | 0 | 20 |
| Total | 0 | 0 | 7 | 0 | 4 | 6 | 1 | 0 | 0 | 0 | 2 | 0 | 0 | 20 |
| 21 - Calimesa | 6 | 12 | 426 | 1 | 21 | 3 | 12 | 17 | 0 | 2 | 41 | 8 | 14 | 563 |
| Out of Jurisdiction Call | 6 | 12 | 426 | 1 | 21 | 3 | 12 | 17 | 0 | 2 | 41 | 8 | 14 | 563 |
| Total | 6 | 12 | 426 | 1 | 21 | 3 | 12 | 17 | 0 | 2 | 41 | 8 | 14 | 563 |
| 22 - Cherry Valley | 0 | 0 | 26 | 0 | 2 | 1 | 0 | 0 | 0 | 0 | 6 | 1 | 2 | 38 |
| Out of Jurisdiction Call | 0 | 0 | 26 | 0 | 2 | 1 | 0 | 0 | 0 | 0 | 6 | 1 | 2 | 38 |
| Total | 0 | 0 | 26 | 0 | 2 | 1 | 0 | 0 | 0 | 0 | 6 | 1 | 2 | 38 |
| 27 - East Vale | 0 | 0 | 0 | 0 | 1 | 0 | 0 | 0 | 0 | 1 | 0 | 0 | 1 | 3 |
| Out of Jurisdiction Call | 0 | 0 | 0 | 0 | 1 | 0 | 0 | 0 | 0 | 1 | 0 | 0 | 1 | 3 |
| Total | 0 | 0 | 0 | 0 | 1 | 0 | 0 | 0 | 0 | 1 | 0 | 0 | 1 | 3 |
| 36 - North Palm | 1 | 2 | 0 | 0 | 9 | 5 | 0 | 5 | 0 | 0 | 6 | 3 | 8 | 39 |
| Out of Jurisdiction Call | 1 | 2 | 0 | 0 | 9 | 5 | 0 | 5 | 0 | 0 | 6 | 3 | 8 | 39 |
| Total | 1 | 2 | 0 | 0 | 9 | 5 | 0 | 5 | 0 | 0 | 6 | 3 | 8 | 39 |
| 38 - Rubidoux | 0 | 0 | 1 | 0 | 0 | 0 | 0 | 0 | 0 | 0 | 0 | 0 | 1 | 2 |
| Out of Jurisdiction Call | 0 | 0 | 1 | 0 | 0 | 0 | 0 | 0 | 0 | 0 | 0 | 0 | 1 | 2 |
| Total | 0 | 0 | 1 | 0 | 0 | 0 | 0 | 0 | 0 | 0 | 0 | 0 | 1 | 2 |
| 41 - North Shore | 0 | 0 | 0 | 0 | 1 | 0 | 0 | 0 | 0 | 0 | 0 | 0 | 0 | 1 |
| Out of Jurisdiction Call | 0 | 0 | 0 | 0 | 1 | 0 | 0 | 0 | 0 | 0 | 0 | 0 | 0 | 1 |
| Total | 0 | 0 | 0 | 0 | 1 | 0 | 0 | 0 | 0 | 0 | 0 | 0 | 0 | 1 |
| 42 - Oasis | 0 | 0 | 1 | 0 | 0 | 0 | 1 | 0 | 0 | 0 | 0 | 0 | 1 | 3 |
| Out of Jurisdiction Call | 0 | 0 | 1 | 0 | 0 | 0 | 1 | 0 | 0 | 0 | 0 | 0 | 1 | 3 |
| Total | 0 | 0 | 1 | 0 | 0 | 0 | 1 | 0 | 0 | 0 | 0 | 0 | 1 | 3 |
| 43 - Blythe | 0 | 0 | 0 | 0 | 1 | 0 | 0 | 0 | 0 | 0 | 0 | 0 | 0 | 1 |
| Out of Jurisdiction Call | 0 | 0 | 0 | 0 | 1 | 0 | 0 | 0 | 0 | 0 | 0 | 0 | 0 | 1 |
| Total | 0 | 0 | 0 | 0 | 1 | 0 | 0 | 0 | 0 | 0 | 0 | 0 | 0 | 1 |
| 44 - Ripley | 0 | 2 | 38 | 0 | 7 | 0 | 2 | 1 | 0 | 1 | 8 | 0 | 1 | 60 |
| Out of Jurisdiction Call | 0 | 2 | 38 | 0 | 7 | 0 | 2 | 1 | 0 | 1 | 8 | 0 | 1 | 60 |
| Total | 0 | 2 | 38 | 0 | 7 | 0 | 2 | 1 | 0 | 1 | 8 | 0 | 1 | 60 |
| 48 - Sunnymead | 0 | 0 | 2 | 0 | 0 | 0 | 0 | 0 | 0 | 0 | 0 | 0 | 0 | 2 |
| Out of Jurisdiction Call | 0 | 0 | 2 | 0 | 0 | 0 | 0 | 0 | 0 | 0 | 0 | 0 | 0 | 2 |
| Total | 0 | 0 | 2 | 0 | 0 | 0 | 0 | 0 | 0 | 0 | 0 | 0 | 0 | 2 |
| 49 - Lake Tamarisk | 0 | 0 | 0 | 0 | 0 | 0 | 0 | 0 | 1 | 0 | 2 | 0 | 0 | 3 |
| Out of Jurisdiction Call | 0 | 0 | 0 | 0 | 0 | 0 | 0 | 0 | 1 | 0 | 2 | 0 | 0 | 3 |
| Total | 0 | 0 | 0 | 0 | 0 | 0 | 0 | 0 | 1 | 0 | 2 | 0 | 0 | 3 |
| 51 - El Cariso | 0 | 0 | 2 | 0 | 0 | 0 | 1 | 0 | 2 | 0 | 2 | 0 | 0 | 7 |
| Out of Jurisdiction Call | 0 | 0 | 2 | 0 | 0 | 0 | 1 | 0 | 2 | 0 | 2 | 0 | 0 | 7 |
| Total | 0 | 0 | 2 | 0 | 0 | 0 | 1 | 0 | 2 | 0 | 2 | 0 | 0 | 7 |
| 52 - Cottonwood | 0 | 0 | 0 | 0 | 0 | 1 | 0 | 0 | 0 | 0 | 0 | 0 | 3 | 4 |
| Out of Jurisdiction Call | 0 | 0 | 0 | 0 | 0 | 1 | 0 | 0 | 0 | 0 | 0 | 0 | 3 | 4 |
| Total | 0 | 0 | 0 | 0 | 0 | 1 | 0 | 0 | 0 | 0 | 0 | 0 | 3 | 4 |
| 58 - Moreno | 0 | 0 | 0 | 0 | 0 | 0 | 0 | 0 | 0 | 0 | 0 | 0 | 2 | 2 |
| Out of Jurisdiction Call | 0 | 0 | 0 | 0 | 0 | 0 | 0 | 0 | 0 | 0 | 0 | 0 | 2 | 2 |
| Total | 0 | 0 | 0 | 0 | 0 | 0 | 0 | 0 | 0 | 0 | 0 | 0 | 2 | 2 |
| 64 - Sycamore | 0 | 0 | 0 | 0 | 1 | 0 | 0 | 0 | 0 | 0 | 0 | 0 | 1 | 2 |
| Out of Jurisdiction Call | 0 | 0 | 0 | 0 | 1 | 0 | 0 | 0 | 0 | 0 | 0 | 0 | 1 | 2 |
| Total | 0 | 0 | 0 | 0 | 1 | 0 | 0 | 0 | 0 | 0 | 0 | 0 | 1 | 2 |

Riverside County Fire Department/ CAL FIRE

| | | Com Fire | False Alarm | Medical | Multi-Fam Dwelling Fire | Other Fire | Other Misc | Public Service Assist | Res Fire | Rescue | Standby | Traffic Collision | Vehicle Fire | Wildland Fire | Total |
|--------------------|--------------------------|----------|-------------|---------|-------------------------|------------|------------|-----------------------|----------|--------|---------|-------------------|--------------|---------------|-------|
| 75 - Bear Creek | Out of Jurisdiction Call | 0 | 0 | 0 | 0 | 2 | 0 | 0 | 0 | 0 | 0 | 0 | 0 | 4 | 6 |
| | Total | 0 | 0 | 0 | 0 | 2 | 0 | 0 | 0 | 0 | 0 | 0 | 0 | 4 | 6 |
| 92 - Wolf Creek | Out of Jurisdiction Call | 0 | 0 | 0 | 0 | 0 | 0 | 0 | 0 | 0 | 0 | 0 | 0 | 1 | 1 |
| | Total | 0 | 0 | 0 | 0 | 0 | 0 | 0 | 0 | 0 | 0 | 0 | 0 | 1 | 1 |
| 177 - Pechanga # 1 | Out of Jurisdiction Call | 0 | 0 | 0 | 0 | 1 | 0 | 0 | 0 | 0 | 0 | 0 | 0 | 1 | 2 |
| | Total | 0 | 0 | 0 | 0 | 1 | 0 | 0 | 0 | 0 | 0 | 0 | 0 | 1 | 2 |
| 277 - Pechanga # 2 | Out of Jurisdiction Call | 0 | 0 | 0 | 0 | 0 | 0 | 1 | 0 | 0 | 1 | 9 | 0 | 1 | 12 |
| | Total | 0 | 0 | 0 | 0 | 0 | 0 | 1 | 0 | 0 | 1 | 9 | 0 | 1 | 12 |
| Total | | 7 | 17 | 508 | 1 | 57 | 55 | 19 | 23 | 3 | 5 | 87 | 12 | 190 | 984 |